

**HUNTER COLLEGE
OF THE
CITY UNIVERSITY OF NEW YORK**

**ANNUAL REPORT
OF
GRANTS AND CONTRACTS**

JULY 1, 2008 - JUNE 30, 2009



Part I ➤ Funding for Sponsored Projects

Section I-A Overview of External Funding

Section I-B Individual Project Listing

Section I-C Proposal Submissions

Part II ➤ Internal Funding of Projects

Section II-A PSC-CUNY Research Award Program

Section II-B Other Internal Support

Part III ➤ Overall Summary of Project Support

SUMMARY OF GRANTS AND CONTRACTS FROM EXTERNAL SOURCES

This part is divided into three sections:

Section I-A Overview of External Funding

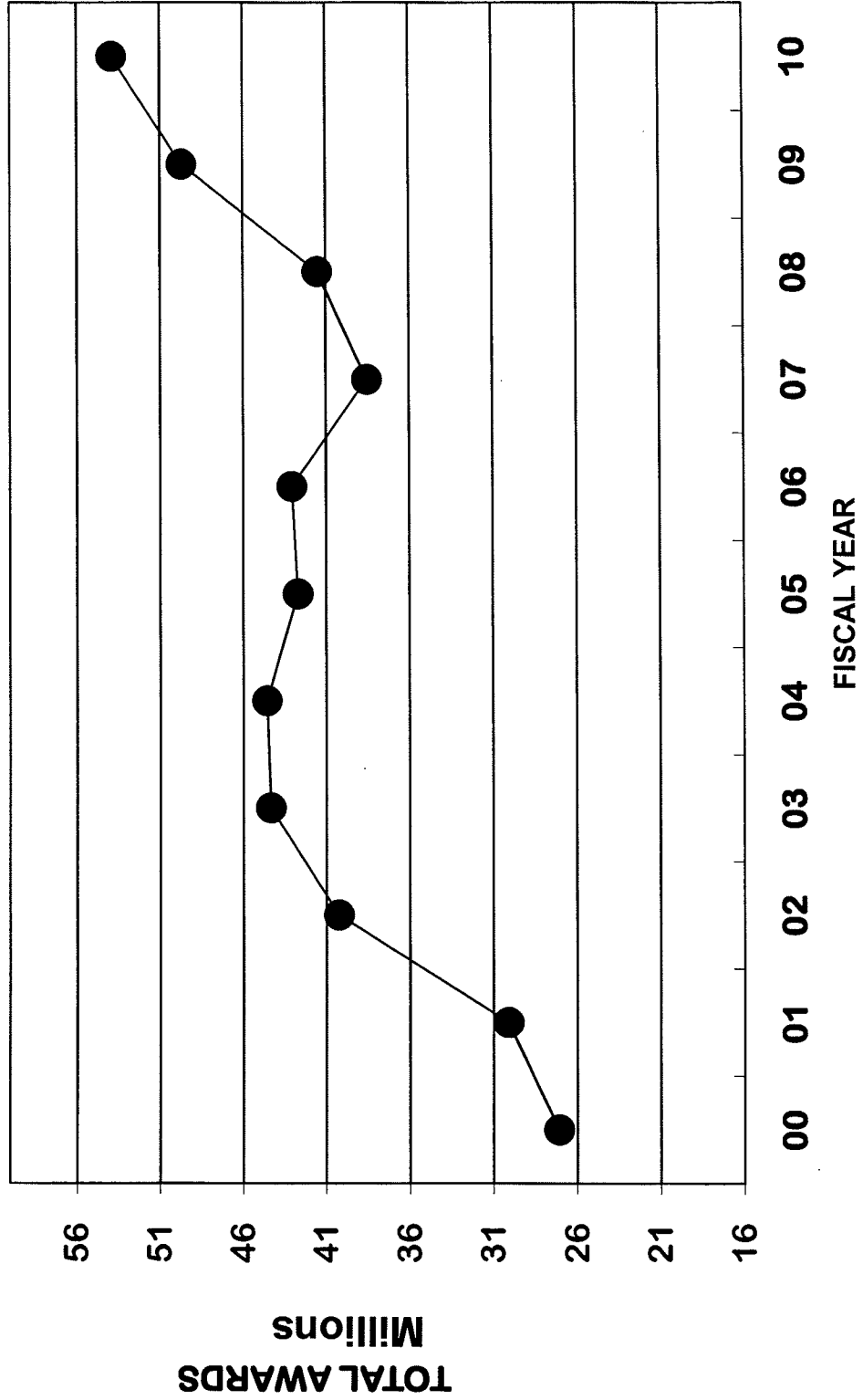
Section I-B Individual Project Listing

Section I-C Proposal Submissions

Section I-A - Overview of External Funding

This section contains statistical information on grants and contracts from external sources, i.e., agencies for Federal, State and City government, foundations, corporations, and non-profit organizations. For the sake of making comparisons, figures are given for the quarter century beginning with Fiscal Year 1985. Grants and contracts have undergone remarkable growth during this period.

HUNTER COLLEGE
ANNUAL AWARDS
DOLLAR VOLUME



NUMBER OF AWARDS & TOTAL DOLLAR VOLUME BY SOURCE OF FUNDS: 1985-2009

| FISCAL YEAR | FEDERAL AWARDS | | NY STATE AWARDS | | NY CITY AWARDS | | NON-PROFIT ORGANIZATIONS | | FOUNDATIONS | | CORPORATIONS | | TOTAL AWARDS | |
|-------------|-----------------|--------------|-----------------|-------------|-----------------|-------------|--------------------------|-------------|-----------------|-------------|-----------------|-----------|-----------------|--------------|
| | No. of Projects | Amount | No. of Projects | Amount | No. of Projects | Amount | No. of Projects | Amount | No. of Projects | Amount | No. of Projects | Amount | No. of Projects | Amount |
| 1985 | 54 | \$5,433,797 | 6 | \$757,899 | 4 | \$20,112 | 32 | \$700,662 | 24 | \$1,110,652 | 9 | \$115,560 | 129 | \$8,138,682 |
| 1986 | 65 | \$6,924,044 | 11 | \$1,454,289 | 3 | \$99,644 | 40 | \$862,366 | 47 | \$1,263,989 | 11 | \$147,583 | 177 | \$10,751,915 |
| 1987 | 81 | \$6,952,011 | 12 | \$1,004,615 | 11 | \$246,955 | 62 | \$1,229,537 | 56 | \$1,643,571 | 19 | \$447,144 | 241 | \$11,523,833 |
| 1988 | 84 | \$7,761,673 | 31 | \$1,312,767 | 17 | \$291,723 | 68 | \$972,960 | 74 | \$2,341,102 | 17 | \$320,200 | 291 | \$13,000,425 |
| 1989 | 77 | \$7,645,072 | 24 | \$1,515,104 | 17 | \$488,584 | 93 | \$1,679,230 | 75 | \$2,652,551 | 14 | \$499,802 | 300 | \$14,480,343 |
| 1990 | 70 | \$7,791,774 | 21 | \$2,204,517 | 17 | \$966,185 | 101 | \$2,209,503 | 80 | \$2,763,662 | 22 | \$578,955 | 311 | \$16,514,596 |
| 1991 | 80 | \$8,983,183 | 23 | \$2,170,734 | 14 | \$1,311,503 | 102 | \$2,372,880 | 69 | \$2,976,730 | 12 | \$209,100 | 300 | \$18,024,130 |
| 1992 | 78 | \$9,846,693 | 23 | \$2,039,645 | 19 | \$1,293,735 | 88 | \$2,072,802 | 84 | \$3,966,290 | 10 | \$282,290 | 302 | \$19,501,455 |
| 1993 | 82 | \$11,412,098 | 24 | \$2,529,906 | 21 | \$1,252,554 | 86 | \$2,294,984 | 81 | \$4,729,009 | 11 | \$289,635 | 305 | \$22,508,186 |
| 1994 | 84 | \$11,054,227 | 31 | \$3,772,305 | 21 | \$2,083,664 | 85 | \$2,596,090 | 78 | \$5,297,035 | 6 | \$236,271 | 305 | \$25,039,592 |
| 1995 | 87 | \$11,474,558 | 48 | \$5,210,677 | 18 | \$2,193,867 | 89 | \$3,407,911 | 76 | \$4,245,786 | 8 | \$304,236 | 326 | \$26,837,035 |
| 1996 | 86 | \$9,722,983 | 51 | \$6,375,062 | 20 | \$2,035,168 | 113 | \$4,222,366 | 77 | \$4,269,947 | 10 | \$58,914 | 357 | \$26,684,440 |
| 1997 | 97 | \$10,032,270 | 45 | \$3,186,389 | 22 | \$1,383,771 | 100 | \$3,622,855 | 71 | \$3,978,547 | 13 | \$952,319 | 348 | \$23,156,151 |
| 1998 | 95 | \$10,023,217 | 37 | \$7,462,945 | 22 | \$1,504,105 | 132 | \$3,989,147 | 68 | \$3,362,862 | 11 | \$658,580 | 365 | \$27,000,856 |
| 1999 | 87 | \$10,525,660 | 40 | \$2,853,909 | 26 | \$3,205,283 | 132 | \$4,360,428 | 75 | \$3,982,783 | 15 | \$340,386 | 375 | \$25,268,449 |
| 2000 | 97 | \$12,149,945 | 29 | \$3,163,658 | 30 | \$3,266,104 | 104 | \$3,668,779 | 69 | \$4,415,953 | 9 | \$431,553 | 338 | \$27,095,992 |
| 2001 | 104 | \$15,144,705 | 54 | \$4,364,088 | 24 | \$2,999,403 | 109 | \$4,047,475 | 78 | \$3,535,677 | 4 | \$15,311 | 373 | \$30,106,659 |
| 2002 | 124 | \$20,390,388 | 57 | \$5,435,879 | 40 | \$6,870,540 | 104 | \$4,425,575 | 62 | \$3,108,825 | 6 | \$20,247 | 393 | \$40,251,454 |
| 2003 | 139 | \$21,816,900 | 59 | \$5,970,976 | 61 | \$8,038,186 | 122 | \$4,169,398 | 87 | \$4,274,235 | 7 | \$76,920 | 475 | \$44,346,615 |
| 2004 | 133 | \$22,652,909 | 85 | \$7,374,624 | 55 | \$7,163,765 | 99 | \$3,639,331 | 57 | \$3,640,971 | 12 | \$98,479 | 441 | \$44,570,079 |
| 2005 | 140 | \$23,607,167 | 52 | \$6,602,327 | 56 | \$5,668,943 | 99 | \$3,985,367 | 59 | \$2,705,446 | 12 | \$137,707 | 418 | \$42,706,957 |
| 2006 | 138 | \$24,720,557 | 38 | \$5,777,579 | 57 | \$6,951,172 | 92 | \$3,785,335 | 39 | \$1,754,064 | 7 | \$80,600 | 371 | \$43,069,307 |
| 2007 | 131 | \$21,660,060 | 52 | \$6,473,156 | 43 | \$4,730,516 | 101 | \$3,780,012 | 42 | \$1,649,715 | 10 | \$238,720 | 379 | \$38,532,179 |
| 2008 | 110 | \$21,741,403 | 65 | \$6,198,899 | 42 | \$6,487,439 | 123 | \$4,650,728 | 37 | \$2,312,055 | 11 | \$131,210 | 388 | \$41,521,734 |
| 2009 | 132 | \$25,719,456 | 56 | \$8,908,151 | 40 | \$7,384,448 | 133 | \$5,124,221 | 49 | \$2,473,499 | 9 | \$95,110 | 419 | \$49,704,885 |

AWARDS RECEIVED IN FISCAL YEAR 2009 BY SOURCE


| <i>SOURCE</i> | <i>NUMBER OF AWARDS</i> | <i>AMOUNT AWARDED</i> | <i>PER CENT OF NUMBER OF AWARDS</i> | <i>PER CENT OF TOTAL DOLLARS</i> |
|---------------|-------------------------|-----------------------|-------------------------------------|----------------------------------|
| FEDERAL | 132 | \$25,719,456 | 31.50% | 51.74% |
| STATE | 56 | \$8,908,151 | 13.37% | 17.92% |
| CITY | 40 | \$7,384,448 | 9.55% | 14.86% |
| FOUNDATION | 49 | \$2,473,499 | 11.69% | 4.98% |
| CORPORATION | 9 | \$95,110 | 2.15% | 0.19% |
| NON-PROFIT | 133 | \$5,124,221 | 31.74% | 10.31% |
| TOTAL | 419 | \$49,704,885 | 100.00% | 100.00% |

Comparison to Previous Year

| <i>CHANGES FROM FISCAL YEAR 2008</i> | <i>PER CENT CHANGE</i> |
|--------------------------------------|-------------------------|
| <i>FY2007 AMOUNT</i> | <i>IN DOLLAR VOLUME</i> |
| <i>FROM FY2008 TO FY2009</i> | |
| \$21,741,403 | 18.30% |
| \$6,198,899 | 43.71% |
| \$6,487,439 | 13.83% |
| \$2,312,055 | 6.98% |
| \$131,210 | -27.51% |
| \$4,650,728 | 10.18% |
| \$41,521,734 | 19.71% |

SOURCES OF GRANTS & CONTRACTS

ANNUAL COMPARISON



Federal
 New York State
 New York City
 Non-Profit Organization
 Foundation
 Corporation

REGIONAL STATISTICS: CLASSIFICATION OF FUNDING

REGSTAT9


| Region | Research | Training | Program Development | Fellowships | Conference | Scholarships | Student Services | Institutional | Community | Totals |
|--|--------------|--------------|---------------------|-------------|------------|--------------|------------------|---------------|-----------|--------------|
| Arts & Sciences | \$21,577,191 | \$1,684,488 | \$1,804,257 | \$150,290 | \$8,000 | \$261,200 | | | | \$25,485,426 |
| Education | \$1,840,999 | \$5,554,425 | \$2,498,470 | | \$775 | | | | | \$9,894,669 |
| Health Professions | | | | | | | | | | |
| Health Sciences | \$1,316,741 | \$173,602 | \$13,712 | \$25,920 | | | | | | \$1,529,975 |
| Nursing | \$412,712 | \$443,729 | \$389,053 | \$3,871 | | | | | | \$1,249,365 |
| Center for Community & Urban Health | | | \$276,485 | | | | | | | \$276,485 |
| Center for Occupational & Environmental Health | | \$151,016 | | | | | | | | \$151,016 |
| Social Work | \$201,505 | \$3,659,755 | \$1,000,764 | | | \$47,470 | | | | \$4,909,494 |
| Brookdale Center on Healthy Aging & Longevity | \$1,246,175 | \$2,596,955 | \$339,617 | | | | | | | \$4,182,747 |
| Centro de Estudios Puertorriquenos | \$684,145 | | | | | | | | | \$684,145 |
| Offices of the President and Provost | \$427,048 | | \$268,464 | | | \$35,399 | | \$22,540 | \$20,000 | \$773,451 |
| Office of V.P. for Student Services | \$159,129 | \$331,420 | | | | | \$2,219 | \$75,344 | | \$568,112 |
| Totals | \$27,279,468 | \$14,850,147 | \$6,922,242 | \$150,290 | \$8,775 | \$373,860 | \$2,219 | \$97,884 | \$20,000 | \$49,704,885 |

EXTERNAL AWARDS: CLASSIFICATION BY PURPOSE

| CLASSIFICATION | Number of Awards | Per cent of Number of Awards | Amount Received | Per cent of Total Amount |
|---------------------|------------------|------------------------------|-----------------|--------------------------|
| RESEARCH | 219 | 52.27% | \$27,279,468 | 54.88% |
| TRAINING | 109 | 26.01% | \$14,850,147 | 29.88% |
| PROGRAM DEVELOPMENT | 65 | 15.51% | \$6,922,242 | 13.93% |
| STUDENT SERVICES | 1 | 0.24% | \$2,219 | 0.004% |
| INSTITUTIONAL | 3 | 0.72% | \$97,884 | 0.20% |
| SCHOLARSHIP | 16 | 3.82% | \$373,860 | 0.75% |
| FELLOWSHIPS | 1 | 0.24% | \$150,290 | 0.30% |
| CONFERENCE | 4 | 0.95% | \$8,775 | 0.02% |
| COMMUNITY SERVICE | 1 | 0.24% | \$20,000 | 0.04% |
| TOTAL | 419 | 100.0% | \$49,704,885 | 100.0% |

CLASSIFICATION OF AWARDS BY PURPOSE

PERCENTAGE OF AMOUNT AWARDED - FY2009



HUNTER COLLEGE OF THE CITY UNIVERSITY OF NEW YORK
CLASSIFICATION OF AWARDS BY PURPOSE 2000-2004

| | FY 2000 | | FY 2001 | | FY 2002 | | FY 2003 | | FY 2004 | |
|---------------------|-----------------|---------------------|-----------------|---------------------|-----------------|---------------------|-----------------|---------------------|-----------------|---------------------|
| | No. of Projects | Amount Awarded | No. of Projects | Amount Awarded | No. of Projects | Amount Awarded | No. of Projects | Amount Awarded | No. of Projects | Amount Awarded |
| RESEARCH | 133 | \$11,351,944 | 170 | \$15,044,623 | 187 | \$22,333,259 | 231 | \$25,606,626 | 233 | \$26,886,191 |
| TRAINING | 88 | \$8,693,754 | 89 | \$9,258,075 | 97 | \$10,074,252 | 108 | \$10,332,312 | 105 | \$11,133,034 |
| COMMUNITY SERVICE | 4 | \$117,938 | 1 | \$17,320 | 1 | \$14,000 | 0 | \$0 | 1 | \$12,000 |
| PROGRAM DEVELOPMENT | 77 | \$5,629,088 | 77 | \$4,229,491 | 74 | \$6,275,411 | 96 | \$6,206,609 | 57 | \$4,529,268 |
| FELLOWSHIP | 4 | \$96,300 | 4 | \$158,622 | 2 | \$21,000 | 6 | \$160,031 | 8 | \$237,505 |
| PUBLICATION | 4 | \$15,885 | 6 | \$96,534 | 2 | \$85,544 | 2 | \$64,425 | 2 | \$75,285 |
| CONFERENCE | 4 | \$29,363 | 5 | \$74,745 | 7 | \$58,138 | 10 | \$108,581 | 8 | \$99,031 |
| SCHOLARSHIP | 16 | \$346,859 | 14 | \$382,958 | 18 | \$541,101 | 13 | \$447,084 | 17 | \$458,135 |
| STUDENT SERVICES | 3 | \$374,659 | 2 | \$327,746 | 1 | \$394,860 | 2 | \$543,645 | 4 | \$567,798 |
| INSTITUTIONAL | 2 | \$172,798 | 5 | \$516,545 | 4 | \$453,889 | 7 | \$877,302 | 6 | \$571,832 |
| DEMONSTRATION | 1 | \$157,404 | 0 | \$0 | 0 | \$0 | 0 | \$0 | 0 | \$0 |
| EXHIBITION | 2 | \$110,000 | 0 | \$0 | 0 | \$0 | 0 | \$0 | 0 | \$0 |
| MISCELLANEOUS | | | 0 | \$0 | 0 | \$0 | 0 | \$0 | 0 | \$0 |
| TOTALS | 338 | \$27,095,992 | 373 | \$30,106,659 | 393 | \$40,251,454 | 475 | \$44,346,615 | 441 | \$44,570,079 |

HUNTER COLLEGE OF THE CITY UNIVERSITY OF NEW YORK
CLASSIFICATION OF AWARDS BY PURPOSE 2005-2009

EXT_CLASS

| | FY_2005 | | FY_2006 | | FY_2007 | | FY_2008 | | FY_2009 | |
|---------------------|--------------------|---------------------|--------------------|---------------------|--------------------|---------------------|--------------------|---------------------|--------------------|---------------------|
| | No. of Projects | Amount Awarded | No. of Projects | Amount Awarded | No. of Projects | Amount Awarded | No. of Projects | Amount Awarded | No. of Projects | Amount Awarded |
| RESEARCH | 217 | \$25,990,296 | 179 | \$25,616,440 | 190 | \$21,366,971 | 201 | \$24,008,466 | 219 | \$27,279,468 |
| TRAINING | 93 | \$10,355,081 | 87 | \$11,242,109 | 99 | \$11,285,473 | 105 | \$11,502,832 | 109 | \$14,850,147 |
| COMMUNITY SERVICE | 1 | \$7,500 | 1 | \$7,500 | 0 | \$0 | 0 | \$0 | 1 | \$20,000 |
| PROGRAM DEVELOPMENT | 58 | \$4,930,712 | 54 | \$4,641,335 | 56 | \$4,987,665 | 55 | \$5,616,314 | 65 | \$6,922,242 |
| FELLOWSHIP | 8 | \$226,857 | 8 | \$223,076 | 3 | \$205,272 | 0 | \$0 | 1 | \$150,290 |
| PUBLICATION | 2 | \$37,446 | 0 | \$0 | 0 | \$0 | 1 | \$3,512 | 0 | \$0 |
| CONFERENCE | 7 | \$18,402 | 11 | \$29,883 | 7 | \$29,795 | 5 | \$19,290 | 4 | \$8,775 |
| SCHOLARSHIP | 20 | \$432,839 | 22 | \$518,834 | 19 | \$549,038 | 18 | \$270,683 | 16 | \$373,860 |
| STUDENT SERVICES | 4 | \$559,573 | 4 | \$569,885 | 2 | \$4,656 | 1 | \$9,740 | 1 | \$2,219 |
| INSTITUTIONAL | 7 | \$128,251 | 5 | \$220,245 | 3 | \$103,309 | 2 | \$90,897 | 3 | \$97,884 |
| DEMONSTRATION | 1 | \$20,000 | 0 | \$0 | 0 | \$0 | 0 | \$0 | 0 | \$0 |
| EXHIBITION | 0 | \$0 | 0 | \$0 | 0 | \$0 | 0 | \$0 | 0 | \$0 |
| MISCELLANEOUS | 0 | \$0 | 0 | \$0 | 0 | \$0 | 0 | \$0 | 0 | \$0 |
| TOTALS | 418 | \$42,706,957 | 371 | \$43,069,307 | 379 | \$38,532,179 | 388 | \$41,521,734 | 419 | \$49,704,885 |

GRANTS AND CONTRACTS BY REGION 2000-2004

| SCHOOL/DIVISION/ CENTER/OFFICE | FY2000 | | FY2001 | | FY2002 | | FY2003 | | FY2004 | |
|--|--------------------|-------------------|--------------------|-------------------|--------------------|-------------------|--------------------|-------------------|--------------------|-------------------|
| | No. of Projects | Amount Awarded | No. of Projects | Amount Awarded | No. of Projects | Amount Awarded | No. of Projects | Amount Awarded | No. of Projects | Amount Awarded |
| SCHOOL OF ARTS & SCIENCES | 130 | \$11,730,864 | 163 | \$15,414,358 | 174 | \$21,456,141 | 225.5 | \$23,793,027 | 230.5 | \$25,178,892 |
| Humanities & Arts | 5 | \$244,835 | 7 | \$175,594 | 4 | \$175,594 | 11 | \$368,328 | 20 | \$619,847 |
| Sciences & Mathematics | 86 | \$8,820,319 | 99 | \$10,747,615 | 107.33 | \$14,932,024 | 122.82 | \$16,856,397 | 126.58 | \$17,630,100 |
| Social Sciences | 39 | \$2,665,710 | 57 | \$4,536,819 | 62.67 | \$6,348,523 | 91.68 | \$6,566,302 | 83.92 | \$6,928,945 |
| SCHOOL OF EDUCATION | 42 | \$2,958,215 | 49 | \$3,144,104 | 45 | \$3,814,197 | 55.25 | \$3,895,003 | 42.25 | \$4,068,573 |
| SCHOOL OF HEALTH SCIENCES/URBAN PUBLIC HEALTH/PUBLIC HEALTH | 15 | \$436,083 | 21 | \$554,610 | 17 | \$704,398 | 18 | \$767,984 | 22 | \$734,570 |
| CENTER FOR COMMUNITY & URBAN HEALTH <i>(formerly Center for AIDS, Drugs & Community Health)</i> | 15 | \$2,439,005 | 10 | \$1,310,145 | 15.5 | \$3,036,324 | 17.5 | \$3,043,995 | 27 | \$2,941,364 |
| CENTER FOR OCCUPATIONAL AND ENVIRONMENTAL HEALTH | 15 | \$808,889 | 7 | \$458,481 | 10 | \$895,386 | 18 | \$606,862 | 12 | \$792,527 |
| SCHOOL OF NURSING | 5 | \$324,914 | 8 | \$422,732 | 9.5 | \$674,591 | 10.5 | \$719,539 | 8 | \$531,058 |
| SCHOOL OF SOCIAL WORK | 31 | \$3,536,620 | 44 | \$4,063,959 | 43 | \$4,575,308 | 50 | \$5,763,748 | 41 | \$5,212,750 |
| BROOKDALE CENTER ON HEALTHY AGING & LONGEVITY | 42 | \$2,714,307 | 26 | \$2,856,982 | 44 | \$3,108,400 | 50 | \$2,840,443 | 27 | \$2,389,152 |
| CENTRO DE ESTUDIOS PUERTORRIQUENOS | 9 | \$292,421 | 5 | \$99,445 | 7 | \$431,181 | 10 | \$1,374,660 | 12 | \$1,337,656 |
| CENTER FOR STUDY OF FAMILY POLICY | 15 | \$630,095 | 19 | \$602,756 | 14 | \$449,401 | 10 | \$1,374,660 | 12 | \$1,337,656 |
| OFFICES OF PRESIDENT AND PROVOST | 7 | \$253,190 | 12 | \$329,804 | 8 | \$344,662 | 11.25 | \$469,021 | 8.25 | \$325,272 |
| OFFICE OF V.P. FOR ADMINISTRATION | 1 | \$151,541 | 1 | \$134,737 | 2 | \$121,892 | 3 | \$112,583 | 3 | \$112,750 |
| OFFICE OF V.P. FOR STUDENT SERVICES | 11 | \$819,848 | 8 | \$714,546 | 4 | \$639,573 | 6 | \$959,750 | 8 | \$945,465 |
| CENTER FOR MEDIA AND LEARNING | | | | | | | | | | |
| TOTAL NUMBER OF AWARDS AND TOTAL DOLLARS | 338 | \$27,095,992 | 373 | \$30,106,659 | 393 | \$40,251,454 | 475 | \$44,346,615 | 441 | \$44,570,079 |

(We/fore Rights Initiative Program continues under Arts & Sciences)

Note: The Center for the Study of Family Policy was instituted in fiscal year 1990; it went on hiatus on July 1, 2002.

HISTORY

GRANTS AND CONTRACTS BY REGION 2005-2009

| SCHOOL/DIVISION/ CENTER/OFFICE | FY2005 | | FY2006 | | FY2007 | | FY2008 | | FY2009 | |
|---|--------------------|---------------------|--------------------|---------------------|--------------------|---------------------|--------------------|---------------------|--------------------|---------------------|
| | No. of Projects | Amount Awarded | No. of Projects | Amount Awarded | No. of Projects | Amount Awarded | No. of Projects | Amount Awarded | No. of Projects | Amount Awarded |
| SCHOOL OF ARTS & SCIENCES | 228 | \$24,254,629 | 209.75 | \$22,849,516 | 217 | \$22,349,438 | 210 | \$23,809,461 | 213 | \$25,485,426 |
| Humanities & Arts | 13 | \$316,244 | 19.33 | \$382,752 | 16 | \$303,387 | 12 | \$465,261 | 12 | \$342,538 |
| Sciences & Mathematics | 126.54 | \$16,047,501 | 122.25 | \$15,977,455 | 122.55 | \$15,121,921 | 115 | \$15,869,599 | 131 | \$18,107,433 |
| Social Sciences | 88.46 | \$7,890,884 | 68.17 | \$6,489,309 | 78.45 | \$6,924,130 | 83 | \$7,474,601 | 70 | \$7,035,455 |
| SCHOOL OF EDUCATION | 50 | \$5,567,905 | 48.25 | \$4,947,186 | 60 | \$5,653,975 | 65 | \$6,278,957 | 66 | \$9,894,669 |
| SCHOOL OF HEALTH SCIENCES/URBAN PUBLIC HEALTH/PUBLIC HEALTH | 14 | \$518,762 | 17 | \$3,298,671 | 15 | \$546,930 | 21 | \$1,124,093 | 27 | \$1,529,975 |
| CENTER FOR COMMUNITY & URBAN HEALTH <i>(formerly Center for AIDS, Drugs & Community Health)</i> | 16 | \$2,706,294 | 5 | \$1,034,186 | 10 | \$662,334 | 6 | \$169,705 | 3 | \$276,485 |
| CENTER FOR OCCUPATIONAL AND ENVIRONMENTAL HEALTH | 9 | \$338,905 | 6 | \$215,994 | 6 | \$131,609 | 7 | \$260,344 | 3 | \$151,016 |
| SCHOOL OF NURSING | 7 | \$802,458 | 5 | \$742,263 | 9 | \$804,105 | 7 | \$777,938 | 14 | \$1,249,365 |
| SCHOOL OF SOCIAL WORK | 37 | \$4,019,901 | 33 | \$5,638,858 | 27 | \$4,546,275 | 33 | \$4,609,448 | 45 | \$4,909,494 |
| BROOKDALE CENTER ON HEALTHY AGING & LONGEVITY | 31 | \$2,529,273 | 23 | \$2,246,681 | 15 | \$2,318,496 | 20 | \$2,520,456 | 24 | \$4,182,747 |
| CENTRO DE ESTUDIOS PUERTORRIQUENOS | 7 | \$667,761 | 6 | \$734,325 | 3 | \$623,000 | 5 | \$825,377 | 4 | \$684,145 |
| CENTER FOR STUDY OF FAMILY POLICY | 9 | \$291,414 | 8 | \$217,598 | 9 | \$480,435 | 9 | \$707,199 | 13 | \$773,451 |
| OFFICES OF PRESIDENT AND PROVOST | 2 | \$52,046 | 3 | \$190,190 | 1 | \$14,550 | | | | |
| OFFICE OF V.P. FOR ADMINISTRATION | 8 | \$967,609 | 7 | \$963,839 | 7 | \$401,032 | 5 | \$438,756 | 7 | \$568,112 |
| CENTER FOR MEDIA AND LEARNING | | | | | | | | | | |
| TOTAL NUMBER OF AWARDS AND TOTAL DOLLARS | 418 | \$42,706,957 | 371 | \$43,069,307 | 379 | \$38,532,179 | 388 | \$41,521,734 | 419 | \$49,704,885 |

