

HUNTER COLLEGE

OF THE
CITY UNIVERSITY OF NEW YORK

ANNUAL REPORT
OF
GRANTS AND CONTRACTS

July 1, 2007—June 30, 2008






Office of the President

Message from the President

Grants and contracts support a myriad of activities throughout Hunter College from faculty scholarship to student opportunities to research infrastructure. All schools and virtually all disciplines at Hunter College have become beneficiaries of external grant funding.

We are pleased to report that, even in these difficult economic times, grant and contract awards to Hunter College rose by 7.8% in 2007-08. Faculty scholarship supported by these awards contributed greatly to Hunter's recent ranking as one of *The Princeton Review's* top ten "Best Value" colleges among public institutions nationally.

Congratulations to everyone who had a part in this record of success.




Jennifer J. Kaab

Opening Remarks

Hunter faculty had a characteristically strong year in attracting extramural funding. Grant totals rebounded in 2007-2008, with a 7.75% increase in award funds over the previous year. This record of success is particularly important in a year in which we are undergoing comprehensive reviews by the Middle States Commission on Higher Education, the National Council for Accreditation of Teacher Education, the Council on Social Work Education, and the Commission on Collegiate Nursing Education.

We are particularly delighted that recently recruited faculty members are bringing significant new streams of funding to complement the awards to veteran faculty. We salute all those faculty and staff members who take the lead in preparing proposals. It is hard to overestimate the amount of expertise, skill, discipline and effort that go into the submission of competitive grant proposals.

I want to take this opportunity to thank the faculty, staff, and community representatives who serve on the Institutional Review Boards, the Institutional Animal Care and Use Committee, and the Institutional Biohazards Committee, all of which play a significant role in maintaining research integrity and supporting the research enterprise at Hunter College.



Vita C. Rabinowitz
Provost & Vice President for Academic Affairs
April, 2009

Director's Remarks and Acknowledgement of Staff, 2007-2008

We extend our appreciation to all of those faculty and staff who are weathering the upgrades and glitches with the federal electronic grant proposal system. Despite these obstacles, many have continued to apply for funding. We congratulate those who have received awards. The staff of Research Administration joins me in especially saluting all who make the extra effort to deal with the electronic requirements in a timely manner.

CUNY recognizes grants originating at Hunter in its statistics, as well as collaborations by our faculty with colleagues at other institutions, both inside and outside CUNY.

In our report, we also include faculty and staff who received individual awards and participated in a variety of grants awarded to CUNY, along with State-supported programs and projects with non-CUNY collaborators. Totaling everything, funding from sources outside CUNY flowing through Hunter topped \$41.5 million in 2007-2008.

This report would not be possible without the year-round work of the staff of the Office of Research Administration (**Barbara Medina-Garcia, Annmarie Rivera, and Karlene Roberts**) and our colleagues who staff the Institutional Review Board Office (**Carolynn Julien**, IRB Coordinator, and **Amanda Howard**). Carolynn joins me in recognizing our part-time staff (**Janet Echeverry, Nancy Igwe and Royell Sullivan** in Research Administration, and **Sarah Leon and Wankairys Decena** in the IRB Office). We also acknowledge Tara Smith who has recently left Hunter after eight years to pursue an opportunity in the CUNY Office of Research Conduct.

We also recognize **Jean Willis**, Hunter's Payroll Supervisor, and her office, which processed grant-supported summer salaries on more than 150 Hunter faculty members in 2008.

Thanks also to my wife, **Lillian**, for contributing her time for consulting on the database in use for maintaining our grant histories.

April, 2009


Robert J. Buckley, Director

Additional Acknowledgements

On behalf of the Hunter research community, we extend our gratitude to the members of the two Institutional Review Boards (IRBs) and the Institutional Animal Care and Use Committee (IACUC) which meet at least ten times a year to review research protocols involving human subjects and animals. We also extend our appreciation to the Institutional Biosafety Committee. In addition to regularly scheduled meetings, committee members have also been called upon in emergencies to review protocols, either in person or via conference call.

IRB reviews are conducted in compliance with regulations promulgated by the U. S. Office of Human Research Protections. This Committee must review all research protocols involving human subjects whether a project is funded or not. During this past fiscal year, more than 420 protocols were reviewed. The persons who served between July 1, 2007 and June 30, 2008 were the following:

Institutional Review Board (IRB)

(also known as the **Committee for the Protection of Human Subjects from Research Risks***)*

Sherryl Graves, Chair	Educational Foundations and Counseling Programs
Harriet Goodman, Co-Chair	Social Work
Roseanne Flores, Co-Chair	Psychology
<i>Members:</i>	
Terence Agbeyegbe	Economics
Samuel Aymer	Social Work
Irene Chung	Social Work
Neal Cohen	Social Work/Health Professions
Robert Cohen	Community Representative
Darlene DeFour	Psychology
Madeline deLone	Community Representative
Joyce Griffin-Sobel	Nursing/Brookdale Center for Healthy Aging & Longevity
Bernadette Hadden	Social Work
Calliope Haritos	Educational Foundations and Counseling Programs
Benjamin Hett	History
Amy Horowitz	Community Representative
Mohamed Ibrahim	Geography
Deborah Jensen	Curriculum & Teaching
Beatrice Krauss	Health Sciences/Center for Community and Urban Health
Kenny Kwong	Social Work
Bede McCormack	Curriculum & Teaching
Donna Nickitas	Nursing
Nina Parikh	Brookdale Center on Healthy Aging & Longevity
Jeffrey Parsons	Psychology
Angela Reyes	English
Sigmund Shipp	Urban Affairs and Planning
Charles Tien	Political Science
Darrell Wheeler	Social Work
Michael Wood	Sociology
Ming-Chin Yeh	Health Sciences/Urban Public Health

Carolynn Julien, Coordinator	IRB Coordinator (Certified IRB Professional, by ARENA - Applied Research Ethics National Association; Certified IRB Manager, National Association of IRB Managers)
Amanda Howard	IRB Assistant
Tara Smith	Administrative Assistant for Regulatory Affairs
Sarah Leon	Undergraduate Assistant
Wankairys Decena	Undergraduate Assistant

Institutional Animal Care and Use Committee (IACUC)

Dean Johnston, Chair	Health Sciences
Amber Alliger	Student Representative, Psychology
Jesus Angulo	Biological Sciences
Ricardo Franco	Environmental and Safety Officer
Patricia Glennon	Veterinarian
James Gordon	Psychology
Barbara Inturrisi	Community Representative
Shirzad Jenab	Psychology
Peggy Tirschwell	Provost's Office
Barbara Wolin	Animal Facilities
Annamarie Rivera	IACUC Coordinator

The IACUC must review protocols involving use of animals for research or instruction. During this past year, there have been more than 60 active protocols reviewed by this Committee.

Institutional Biosafety Committee (IBC)

Maria Figueiredo-Pereira, Chair	Biological Sciences
Robert Buckley (ex officio)	Research Administration
Lynn Francesconi	Chemistry
Ricardo Franco	Environmental Health & Safety Officer
Ann Henderson (ex officio)	Arts & Sciences
Shirzad Jenab	Psychology
Leslie Johnson	Community Representative
Harvey Ozer	Community Representative
Vanya Quinones-Jenab	Psychology
Abner Felix	Staff

This committee reviews laboratory practices related to recombinant DNA, radiation safety and other issues.

TABLE OF CONTENTS

Part I ➤ Funding for Sponsored Projects

Section I-A Overview of External Funding

Section I-B Individual Project Listing

Section I-C Proposal Submissions

Part II ➤ Internal Funding of Projects

Section II-A PSC-CUNY Research Award Program

Section II-B Other Internal Support

Part III ➤ Overall Summary of Project Support

SUMMARY OF GRANTS AND CONTRACTS FROM EXTERNAL SOURCES

This part is divided into three sections:

Section I-A Overview of External Funding

Section I-B Individual Project Listing

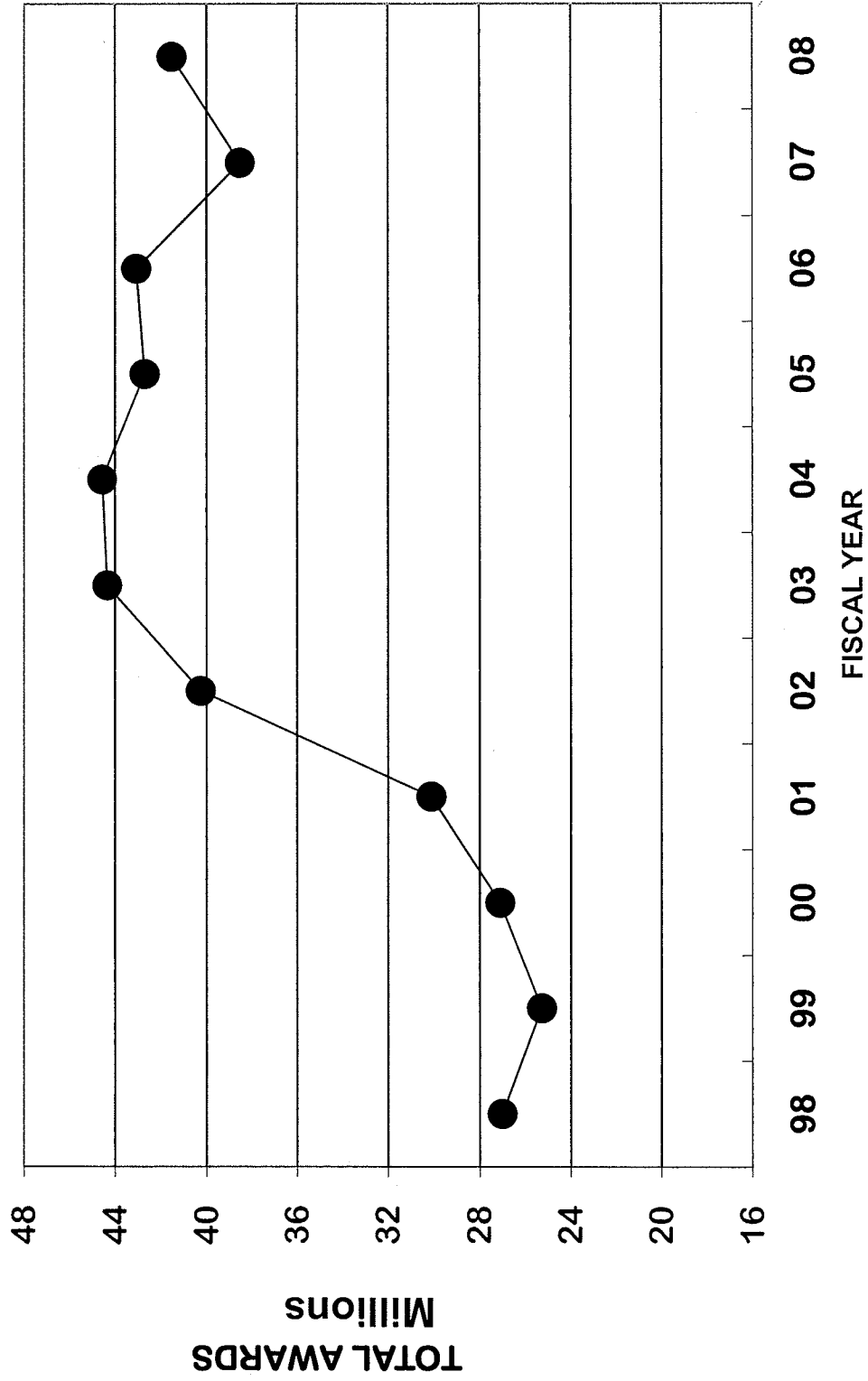
Section I-C Proposal Submissions

SECTION I-A: OVERVIEW OF EXTERNAL FUNDING

This section contains statistical information on grants and contracts from external sources, i.e., agencies for Federal, State and City government, foundations, corporations, and non-profit organizations. For the sake of making comparisons, figures are given for the quarter century beginning with Fiscal Year 1983. Grants and contracts have undergone remarkable growth during this period.

ANNUAL AWARDS

DOLLAR VOLUME



NUMBER OF AWARDS & TOTAL DOLLAR VOLUME BY SOURCE OF FUNDS: 1984-2008

SOURCE

FISCAL YEAR	FEDERAL AWARDS		NY STATE AWARDS		NY CITY AWARDS		NON-PROFIT ORGANIZATIONS		FOUNDATIONS		CORPORATIONS		TOTAL AWARDS	
	No. of Projects	Amount	No. of Projects	Amount	No. of Projects	Amount	No. of Projects	Amount	No. of Projects	Amount	No. of Projects	Amount	No. of Projects	Amount
1984	56	\$4,539,785	7	\$714,232	1	\$2,000	37	\$756,266	20	\$1,124,409	9	\$67,750	130	\$7,204,442
1985	54	\$5,433,797	6	\$757,899	4	\$20,112	32	\$700,662	24	\$1,110,652	9	\$115,560	129	\$8,138,682
1986	65	\$6,924,044	11	\$1,454,289	3	\$99,644	40	\$862,366	47	\$1,263,989	11	\$147,583	177	\$10,751,915
1987	81	\$6,952,011	12	\$1,004,615	11	\$246,955	62	\$1,229,537	56	\$1,643,571	19	\$447,144	241	\$11,523,833
1988	84	\$7,761,673	31	\$1,312,767	17	\$291,723	68	\$972,960	74	\$2,341,102	17	\$320,200	291	\$13,000,425
1989	77	\$7,645,072	24	\$1,515,104	17	\$488,584	93	\$1,679,230	75	\$2,652,551	14	\$499,802	300	\$14,480,343
1990	70	\$7,791,774	21	\$2,204,517	17	\$966,185	101	\$2,209,503	80	\$2,763,662	22	\$578,955	311	\$16,514,596
1991	80	\$8,983,183	23	\$2,170,734	14	\$1,311,503	102	\$2,372,880	69	\$2,976,730	12	\$209,100	300	\$18,024,130
1992	78	\$9,846,693	23	\$2,039,645	19	\$1,293,735	88	\$2,072,802	84	\$3,966,290	10	\$282,290	302	\$19,501,455
1993	82	\$11,412,098	24	\$2,529,906	21	\$1,252,554	86	\$2,294,984	81	\$4,729,009	11	\$289,635	305	\$22,508,186
1994	84	\$11,054,227	31	\$3,772,305	21	\$2,083,664	85	\$2,596,090	78	\$5,297,035	6	\$236,271	305	\$25,039,592
1995	87	\$11,474,558	48	\$5,210,677	18	\$2,193,867	89	\$3,407,911	76	\$4,245,786	8	\$304,236	326	\$26,837,035
1996	86	\$9,722,983	51	\$6,375,062	20	\$2,035,168	113	\$4,222,366	77	\$4,269,947	10	\$58,914	357	\$26,684,440
1997	97	\$10,032,270	45	\$3,186,389	22	\$1,383,771	100	\$3,622,855	71	\$3,978,547	13	\$952,319	348	\$23,156,151
1998	95	\$10,023,217	37	\$7,462,945	22	\$1,504,105	132	\$3,989,147	68	\$3,362,862	11	\$658,580	365	\$27,000,856
1999	87	\$10,525,660	40	\$2,853,909	26	\$3,205,283	132	\$4,360,428	75	\$3,982,783	15	\$340,386	375	\$25,268,449
2000	97	\$12,149,945	29	\$3,163,658	30	\$3,266,104	104	\$3,668,779	69	\$4,415,953	9	\$431,553	338	\$27,095,992
2001	104	\$15,144,705	54	\$4,364,088	24	\$2,999,403	109	\$4,047,475	78	\$3,535,677	4	\$15,311	373	\$30,106,659
2002	124	\$20,390,388	57	\$5,435,879	40	\$6,870,540	104	\$4,425,575	62	\$3,108,825	6	\$20,247	393	\$40,251,454
2003	139	\$21,816,900	59	\$5,970,976	61	\$8,038,186	122	\$4,169,398	87	\$4,274,235	7	\$76,920	475	\$44,346,615
2004	133	\$22,652,909	85	\$7,374,624	55	\$7,163,765	99	\$3,639,331	57	\$3,640,971	12	\$98,479	441	\$44,570,079
2005	140	\$23,607,167	52	\$6,602,327	56	\$5,668,943	99	\$3,985,367	59	\$2,705,446	12	\$137,707	418	\$42,706,957
2006	138	\$24,720,557	38	\$5,777,579	57	\$6,951,172	92	\$3,785,335	39	\$1,754,064	7	\$80,600	371	\$43,069,307
2007	131	\$21,660,060	52	\$6,473,156	43	\$4,730,516	101	\$3,780,012	42	\$1,649,715	10	\$238,720	379	\$38,532,179
2008	110	\$21,741,403	65	\$6,198,899	42	\$6,487,439	123	\$4,650,728	37	\$2,312,055	11	\$131,210	388	\$41,521,734

AWARDS RECEIVED IN FISCAL YEAR 2008 BY SOURCE

<u>SOURCE</u>	<u>NUMBER OF AWARDS</u>	<u>AMOUNT AWARDED</u>	<u>PER CENT OF NUMBER OF AWARDS</u>	<u>PER CENT OF TOTAL DOLLARS</u>
FEDERAL	110	\$21,741,403	28.35%	52.36%
STATE	65	\$6,198,899	16.75%	14.93%
CITY	42	\$6,487,439	10.82%	15.62%
FOUNDATION	37	\$2,312,055	9.54%	5.57%
CORPORATION	11	\$131,210	2.84%	0.32%
NON-PROFIT	123	\$4,650,728	31.70%	11.20%
TOTAL	388	\$41,521,734	100.00%	100.00%

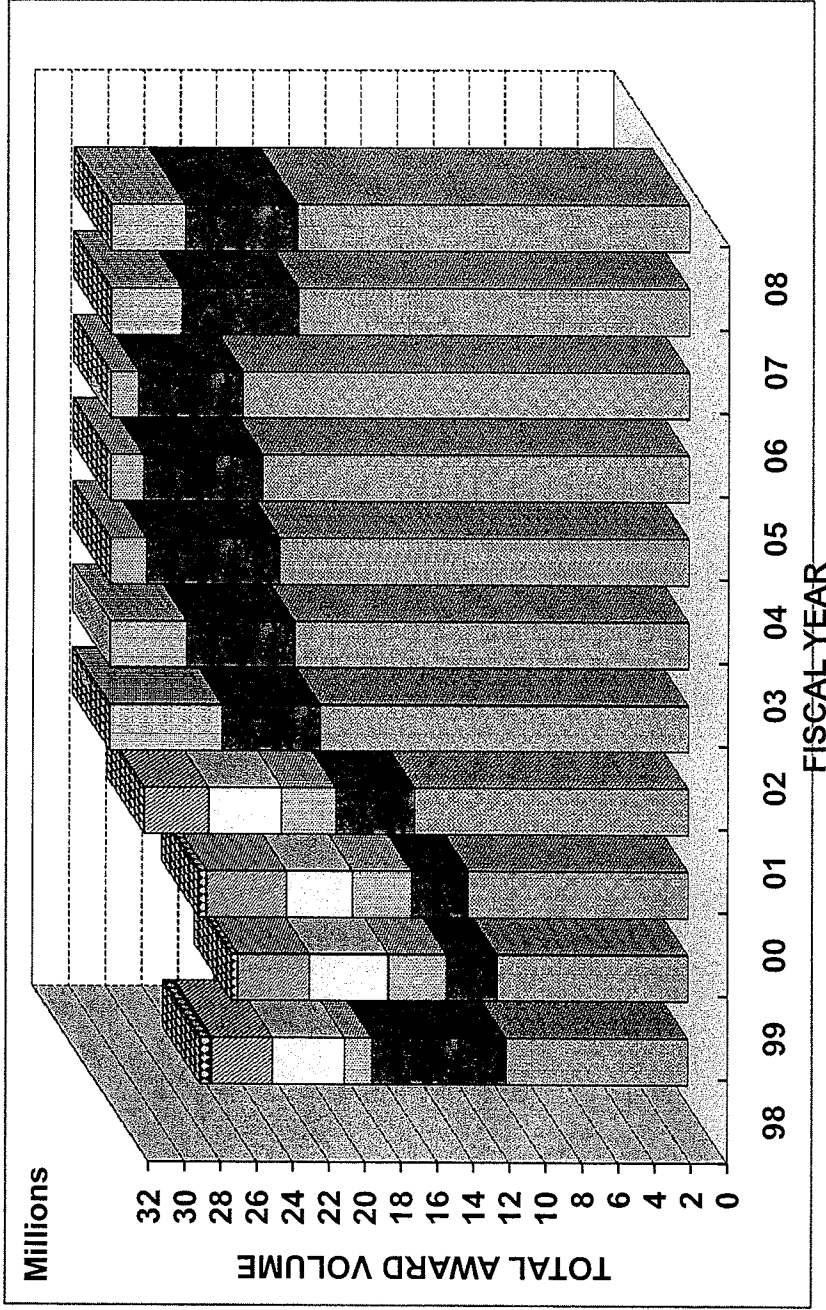
2008SRCE

Comparison to Previous Year

<u>CHANGES FROM FISCAL YEAR 2007</u>	<u>PER CENT CHANGE IN DOLLAR VOLUME FROM FY2005 TO FY2006</u>
<u>FY2007 AMOUNT</u>	<u>PER CENT CHANGE IN DOLLAR VOLUME FROM FY2005 TO FY2006</u>
\$21,660,060	0.38%
\$6,473,156	-4.24%
\$4,730,516	37.14%
\$1,649,715	40.15%
\$238,720	-45.04%
\$3,780,012	23.03%
\$38,532,179	7.76%

SOURCES OF GRANTS & CONTRACTS

ANNUAL COMPARISON



Corporation
 Foundation
 Non-Profit Organization
 Federal

HUNTER COLLEGE OF THE CITY UNIVERSITY OF NEW YORK

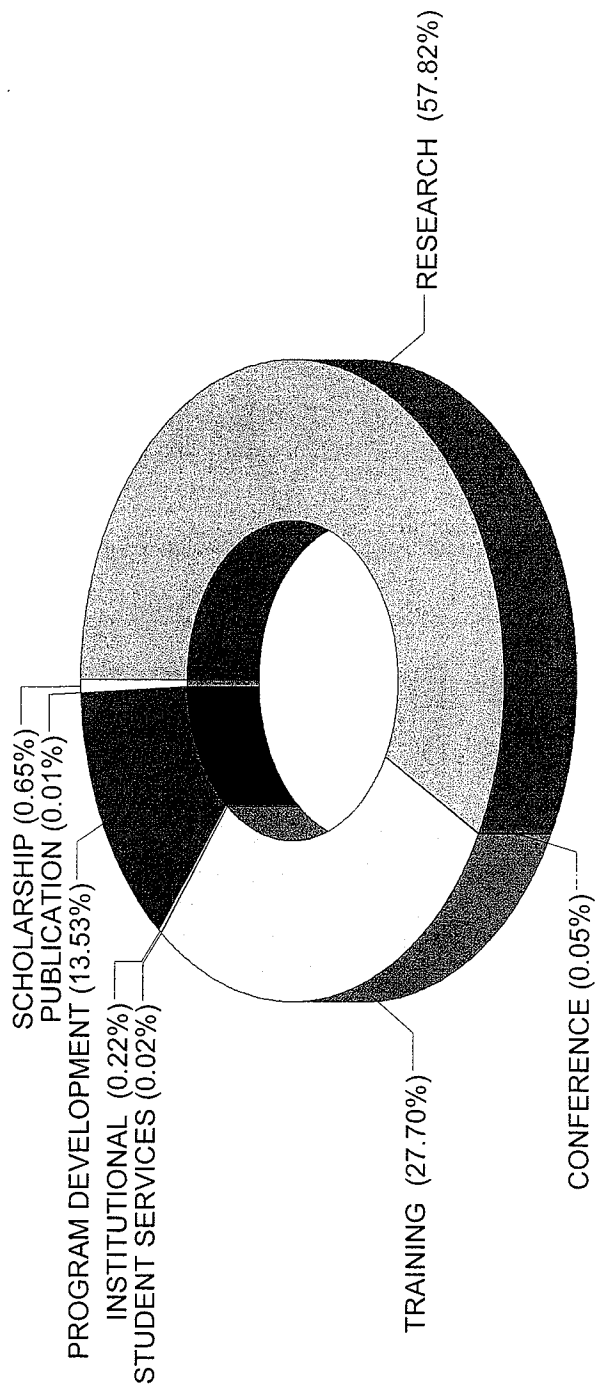
EXTERNAL AWARDS RECEIVED IN FISCAL 2008: CLASSIFICATION BY PURPOSE

<u>CLASSIFICATION</u>	<u>Number of Awards</u>	<u>Per cent of Number of Awards</u>	<u>Amount Received</u>	<u>Per cent of Total Amount</u>
RESEARCH	201	51.80%	\$24,008,466	57.82%
TRAINING	105	27.06%	\$11,502,832	27.70%
PROGRAM DEVELOPMENT	55	14.18%	\$5,616,314	13.53%
STUDENT SERVICES	1	0.26%	\$9,740	0.02%
INSTITUTIONAL	2	0.52%	\$90,897	0.22%
SCHOLARSHIP	18	4.64%	\$270,683	0.65%
FELLOWSHIPS	0	0.00%	\$0	0.00%
CONFERENCE	5	1.29%	\$19,290	0.05%
PUBLICATIONS	1	0.26%	\$3,512	0.01%
TOTAL	<u>388</u>	<u>100.0%</u>	<u>\$41,521,734</u>	<u>100.0%</u>

08XCLASS

CLASSIFICATION OF AWARDS BY PURPOSE

PERCENTAGE OF AMOUNT AWARDED - FY 2008



HUNTER COLLEGE OF THE CITY UNIVERSITY OF NEW YORK
CLASSIFICATION OF AWARDS BY PURPOSE 1999-2003

	FY 1999		FY 2000		FY 2001		FY 2002		FY 2003	
	No. of Projects	Amount Awarded	No. of Projects	Amount Awarded	No. of Projects	Amount Awarded	No. of Projects	Amount Awarded	No. of Projects	Amount Awarded
RESEARCH	150	\$10,600,315	133	\$11,351,944	170	\$15,044,623	187	\$22,333,259	231	\$25,606,626
TRAINING	83	\$7,926,393	88	\$8,693,754	89	\$9,258,075	97	\$10,074,252	108	\$10,332,312
COMMUNITY SERVICE	8	\$366,891	4	\$117,938	1	\$17,320	1	\$14,000	0	\$0
PROGRAM DEVELOPMENT	78	\$4,944,479	77	\$5,629,088	77	\$4,229,491	74	\$6,275,411	96	\$6,206,609
FELLOWSHIP	6	\$100,257	4	\$96,300	4	\$158,622	2	\$21,000	6	\$160,031
PUBLICATION	10	\$78,188	4	\$15,885	6	\$96,534	2	\$85,544	2	\$64,425
CONFERENCE	9	\$91,173	4	\$29,363	5	\$74,745	7	\$58,138	10	\$108,581
SCHOLARSHIP	17	\$285,682	16	\$346,859	14	\$382,958	18	\$541,101	13	\$447,084
STUDENT SERVICES	1	\$298,851	3	\$374,659	2	\$327,746	1	\$394,860	2	\$543,645
INSTITUTIONAL	7	\$533,220	2	\$172,798	5	\$516,545	4	\$453,889	7	\$877,302
DEMONSTRATION	0	\$0	1	\$157,404	0	\$0	0	\$0	0	\$0
EXHIBITION	6	\$43,000	2	\$110,000	0	\$0	0	\$0	0	\$0
MISCELLANEOUS	0	\$0	0	\$0	0	\$0	0	\$0	0	\$0
TOTALS	375	\$25,268,449	338	\$27,095,992	373	\$30,106,659	393	\$40,251,454	475	\$44,346,615

HUNTER COLLEGE OF THE CITY UNIVERSITY OF NEW YORK

CLASSIFICATION OF AWARDS BY PURPOSE 2004-2008

EXT_CLASS

	FY 2004		FY 2005		FY 2006		FY 2007		FY 2008	
	No. of Projects	Amount Awarded	No. of Projects	Amount Awarded	No. of Projects	Amount Awarded	No. of Projects	Amount Awarded	No. of Projects	Amount Awarded
RESEARCH	233	\$26,886,191	217	\$25,990,296	179	\$25,616,440	190	\$21,366,971	201	\$24,008,466
TRAINING	105	\$11,133,034	93	\$10,355,081	87	\$11,242,109	99	\$11,285,473	105	\$11,502,832
COMMUNITY SERVICE	1	\$12,000	1	\$7,500	1	\$7,500	0	\$0	0	\$0
PROGRAM DEVELOPMENT	57	\$4,529,268	58	\$4,930,712	54	\$4,641,335	56	\$4,987,665	55	\$5,616,314
FELLOWSHIP	8	\$237,505	8	\$226,857	8	\$223,076	3	\$205,272	0	\$0
PUBLICATION	2	\$75,285	2	\$37,446	0	\$0	0	\$0	1	\$3,512
CONFERENCE	8	\$99,031	7	\$18,402	11	\$29,883	7	\$29,795	5	\$19,290
SCHOLARSHIP	17	\$458,135	20	\$432,839	22	\$518,834	19	\$549,038	18	\$270,683
STUDENT SERVICES	4	\$567,798	4	\$559,573	4	\$569,885	2	\$4,656	1	\$9,740
INSTITUTIONAL	6	\$571,832	7	\$128,251	5	\$220,245	3	\$103,309	2	\$90,897
DEMONSTRATION	0	\$0	1	\$20,000	0	\$0	0	\$0	0	\$0
EXHIBITION	0	\$0	0	\$0	0	\$0	0	\$0	0	\$0
MISCELLANEOUS	0	\$0	0	\$0	0	\$0	0	\$0	0	\$0
TOTALS	<u>441</u>	<u>\$44,570,079</u>	<u>418</u>	<u>\$42,706,957</u>	<u>371</u>	<u>\$43,069,307</u>	<u>379</u>	<u>\$38,532,179</u>	<u>388</u>	<u>\$41,521,734</u>

GRANTS AND CONTRACTS BY REGION 1999-2003

SCHOOL/DIVISION/ CENTER/OFFICE	FY1999		FY2000		FY2001		FY2002		FY2003	
	No. of Projects	Amount Awarded	No. of Projects	Amount Awarded	No. of Projects	Amount Awarded	No. of Projects	Amount Awarded	No. of Projects	Amount Awarded
SCHOOL OF ARTS & SCIENCES	159	\$10,910,788	130	\$11,730,864	163	\$15,414,358	174	\$21,456,141	225.5	\$23,793,027
Humanities & Arts	17	\$346,946	5	\$244,835	7	\$129,924	4	\$175,594	11	\$368,328
Sciences & Mathematics	102	\$8,157,575	86	\$8,820,319	99	\$10,747,615	107.33	\$14,932,024	122.82	\$16,856,397
Social Sciences	40	\$2,406,267	39	\$2,665,710	57	\$4,536,819	62.67	\$6,348,523	91.68	\$6,568,302
SCHOOL OF EDUCATION	38	\$2,146,713	42	\$2,958,215	49	\$3,144,104	45	\$3,814,197	55.25	\$3,895,003
SCHOOLS OF THE HEALTH PROFESSIONS	19	\$628,349	20	\$760,997	29	\$977,342	26.5	\$1,378,989	28.5	\$1,487,523
DEAN'S OFFICE										
HEALTH SCIENCES	12	\$360,721	15	\$436,083	21	\$554,610	17	\$704,398	18	\$767,984
NURSING	7	\$267,628	5	\$324,914	8	\$422,732	9.5	\$674,591	10.5	\$719,539
CENTER FOR COMMUNITY & URBAN HEALTH <i>(formerly Center for AIDS, Drugs & Community Health)</i>	20	\$2,637,407	15	\$2,439,005	10	\$1,310,145	15.5	\$3,036,324	17.5	\$3,043,995
CENTER FOR OCCUPATIONAL AND ENVIRONMENTAL HEALTH	12	\$589,181	15	\$808,889	7	\$458,481	10	\$895,386	18	\$606,862
SCHOOL OF SOCIAL WORK	35	\$3,971,083	31	\$3,536,620	44	\$4,063,959	43	\$4,575,308	50	\$5,763,748
BROOKDALE CENTER ON HEALTHY AGING & LONGEVITY	46	\$2,266,779	42	\$2,714,307	26	\$2,886,982	44	\$3,108,400	50	\$2,840,443
CENTRO DE ESTUDIOS PUERTORRIQUENOS	6	\$286,283	9	\$292,421	5	\$99,445	7	\$431,181	10	\$1,374,660
CENTER FOR STUDY OF FAMILY POLICY	24	\$705,881	15	\$630,095	19	\$602,756	14	\$449,401	<i>(Welfare Rights Initiative Program)</i>	
OFFICES OF PRESIDENT AND PROVOST	8	\$380,446	7	\$253,190	12	\$329,804	8	\$344,662	11.25	\$469,021
OFFICE OF V.P. FOR ADMINISTRATION	1	\$110,936	1	\$151,541	1	\$134,737	2	\$121,892	3	\$112,583
OFFICE OF V.P. FOR STUDENT SERVICES	7	\$634,603	11	\$819,848	8	\$714,546	4	\$639,573	6	\$959,750
CENTER FOR MEDIA AND LEARNING										
TOTAL NUMBER OF AWARDS AND TOTAL DOLLARS	375	\$25,268,449	338	\$27,095,992	373	\$30,106,659	393	\$40,251,454	475	\$44,346,615

and in fiscal year 1990; it went on hiatus on July 1, 2002.

HISTORY

GRANTS AND CONTRACTS BY REGION 2004-2008

SCHOOL/DIVISION/ CENTER/OFFICE	FY2004	FY2005	FY2006	FY2007	FY2008	
	No. of Projects	No. of Projects	No. of Projects	No. of Projects	No. of Projects	
	Amount Awarded	Amount Awarded	Amount Awarded	Amount Awarded	Amount Awarded	
SCHOOL OF ARTS & SCIENCES	230.5	\$25,178,892	209.75	\$22,349,438	210	\$23,809,461
Humanities & Arts	20	\$619,847	19.33	\$382,752	16	\$303,387
Sciences & Mathematics	126.58	\$17,630,100	122.25	\$15,977,455	122.55	\$15,121,921
Social Sciences	83.92	\$6,928,945	68.17	\$6,489,309	78.45	\$6,924,130
SCHOOL OF EDUCATION	42.25	\$4,068,573	48.25	\$4,947,186	60	\$5,653,975
SCHOOLS OF THE HEALTH PROFESSIONS	30	\$1,265,628	22	\$4,040,934	24	\$1,351,035
DEAN'S OFFICE					1	\$15,000
HEALTH SCIENCES	22	\$734,570	17	\$3,298,671	14	\$531,930
NURSING	8	\$531,058	5	\$742,263	9	\$804,105
CENTER FOR COMMUNITY & URBAN HEALTH <i>(formerly Center for AIDS, Drugs & Community Health)</i>	27	\$2,941,364	5	\$1,034,186	10	\$662,334
CENTER FOR OCCUPATIONAL AND ENVIRONMENTAL HEALTH	12	\$792,527	6	\$215,994	6	\$131,609
SCHOOL OF SOCIAL WORK	41	\$5,212,750	33	\$5,638,858	27	\$4,546,275
BROOKDALE CENTER ON HEALTHY AGING & LONGEVITY	27	\$2,389,152	31	\$2,528,273	15	\$2,318,496
CENTRO DE ESTUDIOS PUERTORRIQUENOS	12	\$1,337,656	7	\$657,761	3	\$623,000
CENTER FOR STUDY OF FAMILY POLICY						
OFFICES OF PRESIDENT AND PROVOST	8.25	\$325,272	9	\$291,414	9	\$480,435
OFFICE OF V.P. FOR ADMINISTRATION	3	\$112,780	2	\$52,046	1	\$14,550
OFFICE OF V.P. FOR STUDENT SERVICES	8	\$945,485	8	\$967,609	7	\$401,032
CENTER FOR MEDIA AND LEARNING						
TOTAL NUMBER OF AWARDS AND TOTAL DOLLARS	441	\$44,570,079	418	\$42,706,957	379	\$38,532,179

continues under Arts & Sciences)

HISTORY

