

HUNTER COLLEGE
OF THE
CITY UNIVERSITY OF NEW YORK

ANNUAL REPORT
OF
GRANTS AND CONTRACTS

July 1, 2006—June 30, 2007





Office of the President

Message from the President

We are pleased that Hunter College has been able to maintain a strong position in grant and contract awards at a time when colleges and universities are vying intensely for limited government resources.

The projects supported at Hunter span the intellectual and social horizon, from neuroscience, health research and social science research, to the development of curricula for language learning and mentoring the next generation of nurses, scientists, social workers and teachers.

Success in grant competitions is a measure of the expertise of our faculty, staff and students. I am pleased to congratulate everyone who has contributed to Hunter's record of success.

A handwritten signature in black ink, which appears to read "Jennifer J. Raab". The signature is written in a cursive style with a large, looping initial "J".

Jennifer J. Raab



Opening Remarks

In the decade since the last comprehensive Middle States Association review, Hunter College has maintained an enviable record in grants and contracts which support a variety of research and academic programs. Hunter's total for fiscal year 2007 is more than 66% above the 1997 figure. Hunter has maintained a wonderful mix of grants, taking in virtually every discipline at the College.

Besides supporting a broad spectrum of research collaborations and numerous training programs, Hunter also has a rich blend of grants in faculty development, program development, and student support. Grant and contract awards employ more than 1,000 persons during the course of a year, many of whom are students. In addition, more than 500 students receive stipends or tuition support through grants.

Although this was a year in which our grant dollars dropped, we had a significant increase in the number of proposal submissions, which augurs well for future awards.

We acknowledge principal investigators and their staff members who write the proposals and deal with all aspects of that process, including reviewing the literature, obtaining the guidelines and RFPs, and attending bidders' conferences and project directors' meetings. Besides directing their awards, the successful applicants are filing progress and final reports, and meeting all the other requirements of their grant and contract awards. Many of our faculty members also participate in review committees – these faculty and staff provide their expertise in the service of their fields.

Our thanks also goes to the faculty, staff and community representatives who serve on the Institutional Review Boards, the Institutional Animal Care and Use Committee, and the Institutional Biohazards Committee.

A handwritten signature in black ink, appearing to read "Vita C. Rabinowitz".

Vita C. Rabinowitz
Provost & Vice President for Academic Affairs

April 2008



The City University of New York

Office of Research Administration, Hunter College of CUNY
695 Park Avenue, New York, NY 10065
Phone (212) 772-4020; Fax (212)772-4941

Director's Remarks and Acknowledgement of Staff, 2006-2007

I am happy to acknowledge all of those faculty and staff who have applied for funding and congratulate those who have received awards. Electronic proposal transmission is now a requirement at many agencies, and the CUNY Research Foundation has moved heavily into electronic research administration. The staff of Research Administration joins me in saluting all who make the extra effort to deal with the electronic requirements in a timely manner.

CUNY recognizes grants originating at Hunter in its statistics. For more than two decades, Hunter has been a strong second to the City College of New York. In fact, in several recent years Hunter edged ahead of CCNY for the top spot among the CUNY colleges, but CCNY led again in 2006-2007.

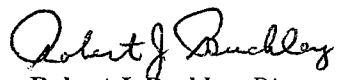
Faculty and staff also received individual awards and participated in a variety of CUNY grants and projects with non-CUNY collaborators at a level of approximately \$4.5 million. Totaling everything, funding from sources outside CUNY flowing through Hunter topped \$38.5 million in 2006-2007. The drop in funding from the prior year is attributable to a number of factors, including the increasingly strong competition for federal dollars, the retirement and departure of several funded faculty members and the completion of several major federal grants.

I wish to thank the members of the staff of the Office of Research Administration and the Institutional Review Board (IRB) Office for their work throughout the year and their participation in compiling this report:

Carolynn Julien	Associate Director and IRB Coordinator <i>(and responsible for the graphics in this report)</i>
Barbara Medina-Garcia	Assistant Director for Project Personnel
Annmarie Rivera	Assistant Director for Sponsored Projects and IACUC Staff Person
Malini Lall	Assistant IRB Coordinator
Tara Smith	Administrative Assistant for Regulatory Affairs
Karlene Roberts	Administrative Assistant for Project Personnel
Amanda Howard	Undergraduate Student Assistant (graduated 6/1/07)
Nancy Igwe	Undergraduate Student Assistant
Yiciana Rodriguez	Undergraduate Student Assistant (graduated 6/1/07)
Sarah Leon	Undergraduate Student Assistant - IRB.

We also recognize **Jean Willis**, Hunter's Payroll Supervisor, and her office, which processed grant-supported summer salaries on more than 150 Hunter faculty members in 2007. Our thanks and best wishes to **Jerome Richardson**, Field Services Representative of the CUNY Research Foundation, who has moved to Hunter's Schools of the Health Professions, and to the staff members at the central office of the Research Foundation of CUNY who handle the documents, both paper and electronic, for approximately one thousand persons who work on Hunter projects during the course of a year. Congratulations to Amanda Howard and Yiciana Rodriguez who graduated and moved into full-time positions, and to Malini Lall who recently left our employ after 13½ years to accept a position at Columbia University. Thanks also to my wife, **Lillian**, for contributing her time for consulting on the database in use for maintaining our grant histories.

April, 2008


Robert J. Buckley, Director

Additional Acknowledgements

On behalf of the Hunter research community, we extend our gratitude to the members of the two IRBs, the IACUC, and the IBC which meet at least ten times a year to review research protocols involving human subjects, animals, and biosafety issues. These committee members have also been called upon in emergencies to review protocols, either in person or via conference call.

IRB reviews are conducted in compliance with regulations promulgated by the U. S. Office of Human Research Protections. This Committee must review all research protocols involving human subjects. During this past fiscal year, approximately 420 protocols were reviewed. The persons who served between July 1, 2006 and June 30, 2007 were the following:

Institutional Review Board (IRB)

(also known as the Committee for the Protection of Human Subjects from Research Risks:)

Sherryl Graves, Chair	Educational Foundations and Counseling Programs
Harriet Goodman, Chair (Spring 2007)	Social Work
Andrea Savage, Chair (Fall 2006)	Social Work
Terence Agbeyegbe	Economics
David Carlson	Curriculum & Teaching
Irene Chung	Social Work
Neal Cohen	Social Work/Health Professions
Robert Cohen	Community Representative
Darlene DeFour	Psychology
Madeline deLone	Community Representative
Roseanne Flores	Psychology
Joyce Griffin-Sobel	Nursing/Brookdale Center for Healthy Aging & Longevity
Bernadette Hadden	Social Work
Calliope Haritos	Educational Foundations and Counseling Programs
Benjamin Hett	History
Amy Horowitz	Community Representative
Mohamed Ibrahim	Geography
Beatrice Krauss (alternate)	Center for Community and Urban Health
Donna Nickitas	Nursing
Peter Nwakeze	Center for Community and Urban Health
Jeffrey Parsons	Psychology
Pedro Pedraza	Center for Puerto Rican Studies
Susan Pincus	Community Representative
Sigmund Shipp	Urban Affairs and Planning
Charles Tien	Political Science
Darrell Wheeler	Social Work
Michael Wood	Sociology
Ming-Chin Yeh	Health Sciences/Urban Public Health
Carolynn Julien, Coordinator	IRB Coordinator (Certified IRB Professional, by ARENA - Applied Research Ethics National Association; Certified IRB Manager, National Association of IRB Managers)

(continued)

Institutional Animal Care and Use Committee (IACUC)

Dean Johnston, Chair	Health Sciences
Amber Alliger	Student Representative, Psychology
Jesus Angulo	Biological Sciences
Ricardo Franco	Environmental and Safety Officer
Patricia Glennon	Veterinarian
James Gordon	Psychology
Barbara Inturrisi	Community Representative
Shirzad Jenab	Psychology
Peggy Tirschwell	Provost's Office
Barbara Wolin	Animal Facilities
Annamarie Rivera	IACUC Coordinator

The IACUC must review protocols involving use of animals for research or instruction. During this past year, there have been more than 60 active protocols reviewed by this Committee.

Institutional Biosafety Committee (IBC)

Maria Figueiredo-Pereira, Chair	Biological Sciences
Robert Buckley (ex officio)	Research Administration
Peter Capitelli	Radiation Safety Officer
Maria Figueiredo-Pereira	Biological Sciences
Lynn Francesconi	Chemistry
Ricardo Franco	Environmental Health & Safety Officer
Klaus Grohmann	Chemistry
Ann Henderson (ex officio)	Arts & Sciences
Leslie Johnson	Community Representative
Harvey Ozer	Community Representative
Vanya Quinones-Jenab	Psychology
Maria Tomasz	Chemistry
Ana Vasovic	Staff to the Committee

This committee reviews laboratory practices related to recombinant DNA, radiation safety and other issues.

TABLE OF CONTENTS

Part I ➤ Funding for Sponsored Projects

Section I-A Overview of External Funding

Section I-B Individual Project Listing

Section I-C Proposal Submissions

Part II ➤ Internal Funding of Projects

Section II-A PSC-CUNY Research Award Program

Section II-B Other Internal Support

Part III ➤ Overall Summary of Project Support

PART I: FUNDING FOR SPONSORED PROJECTS

SUMMARY OF GRANTS AND CONTRACTS FROM EXTERNAL SOURCES

This part is divided into three sections:

Section I-A Overview of External Funding

Section I-B Individual Project Listing

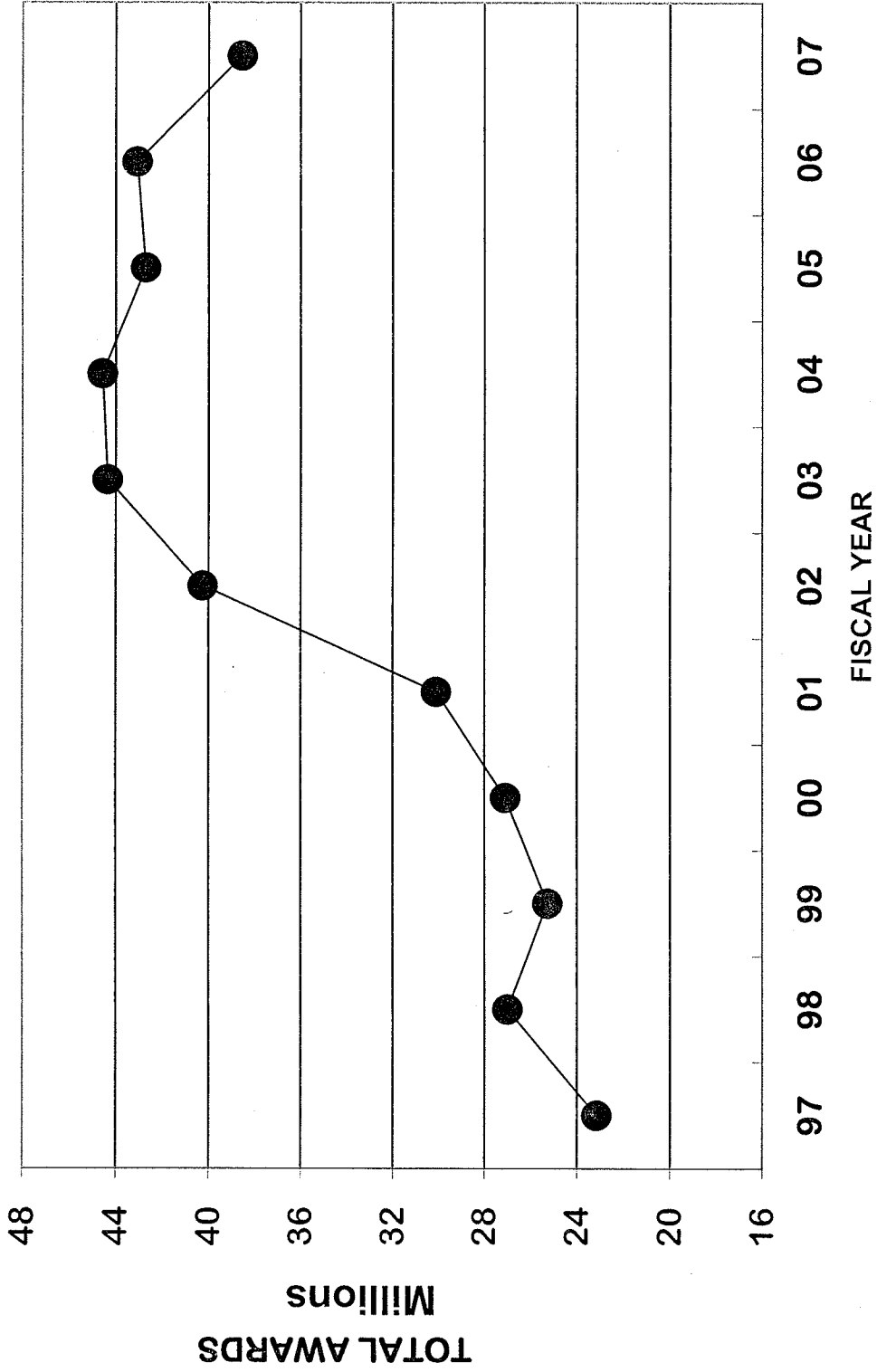
Section I-C Proposal Submissions

SECTION I-A: OVERVIEW OF EXTERNAL FUNDING

This section contains statistical information on grants and contracts from external sources, i.e., agencies for Federal, State and City government, foundations, corporations, and non-profit organizations. For the sake of making comparisons, figures are given for the quarter century beginning with Fiscal Year 1983. Grants and contracts have undergone remarkable growth during this period.

ANNUAL AWARDS

DOLLAR VOLUME



NUMBER OF AWARDS & TOTAL DOLLAR VOLUME BY SOURCE OF FUNDS: 1983-2007

SOURCE

FISCAL YEAR	FEDERAL AWARDS		NY STATE AWARDS		NY CITY AWARDS		NON-PROFIT ORGANIZATIONS		FOUNDATIONS		CORPORATIONS		TOTAL AWARDS	
	No. of Projects	Amount	No. of Projects	Amount	No. of Projects	Amount	No. of Projects	Amount	No. of Projects	Amount	No. of Projects	Amount	No. of Projects	Amount
1983	57	\$4,393,499	7	\$479,458	2	\$17,972	29	\$544,650	27	\$1,026,640	11	\$198,000	133	\$6,660,219
1984	56	\$4,539,785	7	\$714,232	1	\$2,000	37	\$756,266	20	\$1,124,409	9	\$67,750	130	\$7,204,442
1985	54	\$5,433,797	6	\$757,899	4	\$20,112	32	\$700,662	24	\$1,110,652	9	\$115,560	129	\$8,138,682
1986	65	\$6,924,044	11	\$1,454,289	3	\$99,644	40	\$862,366	47	\$1,263,989	11	\$147,583	177	\$10,751,915
1987	81	\$6,952,011	12	\$1,004,615	11	\$246,955	62	\$1,229,537	56	\$1,643,571	19	\$447,144	241	\$11,523,833
1988	84	\$7,761,673	31	\$1,312,767	17	\$291,723	68	\$972,960	74	\$2,341,102	17	\$320,200	291	\$13,000,425
1989	77	\$7,645,072	24	\$1,515,104	17	\$488,584	93	\$1,679,230	75	\$2,652,551	14	\$499,802	300	\$14,480,343
1990	70	\$7,791,774	21	\$2,204,517	17	\$966,185	101	\$2,209,503	80	\$2,763,662	22	\$578,955	311	\$16,514,596
1991	80	\$8,983,183	23	\$2,170,734	14	\$1,311,503	102	\$2,372,880	69	\$2,976,730	12	\$209,100	300	\$18,024,130
1992	78	\$9,846,693	23	\$2,039,645	19	\$1,293,735	88	\$2,072,802	84	\$3,966,290	10	\$282,290	302	\$19,501,455
1993	82	\$11,412,098	24	\$2,529,906	21	\$1,252,554	86	\$2,294,984	81	\$4,729,009	11	\$289,635	305	\$22,508,186
1994	84	\$11,054,227	31	\$3,772,305	21	\$2,083,664	85	\$2,596,090	78	\$5,297,035	6	\$236,271	305	\$25,039,592
1995	87	\$11,474,558	48	\$5,210,677	18	\$2,193,867	89	\$3,407,911	76	\$4,245,786	8	\$304,236	326	\$26,837,035
1996	86	\$9,722,983	51	\$6,375,062	20	\$2,035,168	113	\$4,222,366	77	\$4,269,947	10	\$58,914	357	\$26,684,440
1997	97	\$10,032,270	45	\$3,186,389	22	\$1,383,771	100	\$3,622,855	71	\$3,978,547	13	\$952,319	348	\$23,156,151
1998	95	\$10,023,217	37	\$7,462,945	22	\$1,504,105	132	\$3,989,147	68	\$3,362,862	11	\$658,580	365	\$27,000,856
1999	87	\$10,525,660	40	\$2,853,909	26	\$3,205,283	132	\$4,360,428	75	\$3,982,783	15	\$340,386	375	\$25,268,449
2000	97	\$12,149,945	29	\$3,163,658	30	\$3,266,104	104	\$3,668,779	69	\$4,415,953	9	\$431,553	338	\$27,095,992
2001	104	\$15,144,705	54	\$4,364,088	24	\$2,999,403	109	\$4,047,475	78	\$3,535,677	4	\$15,311	373	\$30,106,659
2002	124	\$20,390,388	57	\$5,435,879	40	\$6,870,540	104	\$4,425,575	62	\$3,108,825	6	\$20,247	393	\$40,251,454
2003	139	\$21,816,900	59	\$5,970,976	61	\$8,038,186	122	\$4,169,398	87	\$4,274,235	7	\$76,920	475	\$44,346,615
2004	133	\$22,652,909	85	\$7,374,624	55	\$7,163,765	99	\$3,639,331	57	\$3,640,971	12	\$98,479	441	\$44,570,079
2005	140	\$23,607,167	52	\$6,602,327	56	\$5,668,943	99	\$3,985,367	59	\$2,705,446	12	\$137,707	418	\$42,706,957
2006	138	\$24,720,557	38	\$5,777,579	57	\$6,951,172	92	\$3,785,335	39	\$1,754,064	7	\$80,600	371	\$43,069,307
2007	131	\$21,660,060	52	\$6,473,156	43	\$4,730,516	101	\$3,780,012	42	\$1,649,715	10	\$238,720	379	\$38,532,179

AWARDS RECEIVED IN FISCAL YEAR 2007 BY SOURCE

<u>SOURCE</u>	<u>NUMBER OF AWARDS</u>	<u>AMOUNT AWARDED</u>	<u>PER CENT OF NUMBER OF AWARDS</u>	<u>PER CENT OF TOTAL DOLLARS</u>
FEDERAL	131	\$21,660,060	34.56%	56.21%
STATE	52	\$6,473,156	13.72%	16.80%
CITY	43	\$4,730,516	11.35%	12.28%
FOUNDATION	42	\$1,649,715	11.08%	4.28%
CORPORATION	10	\$238,720	2.64%	0.62%
NON-PROFIT	101	\$3,780,012	26.65%	9.81%
TOTAL	379	\$38,532,179	100.00%	100.00%

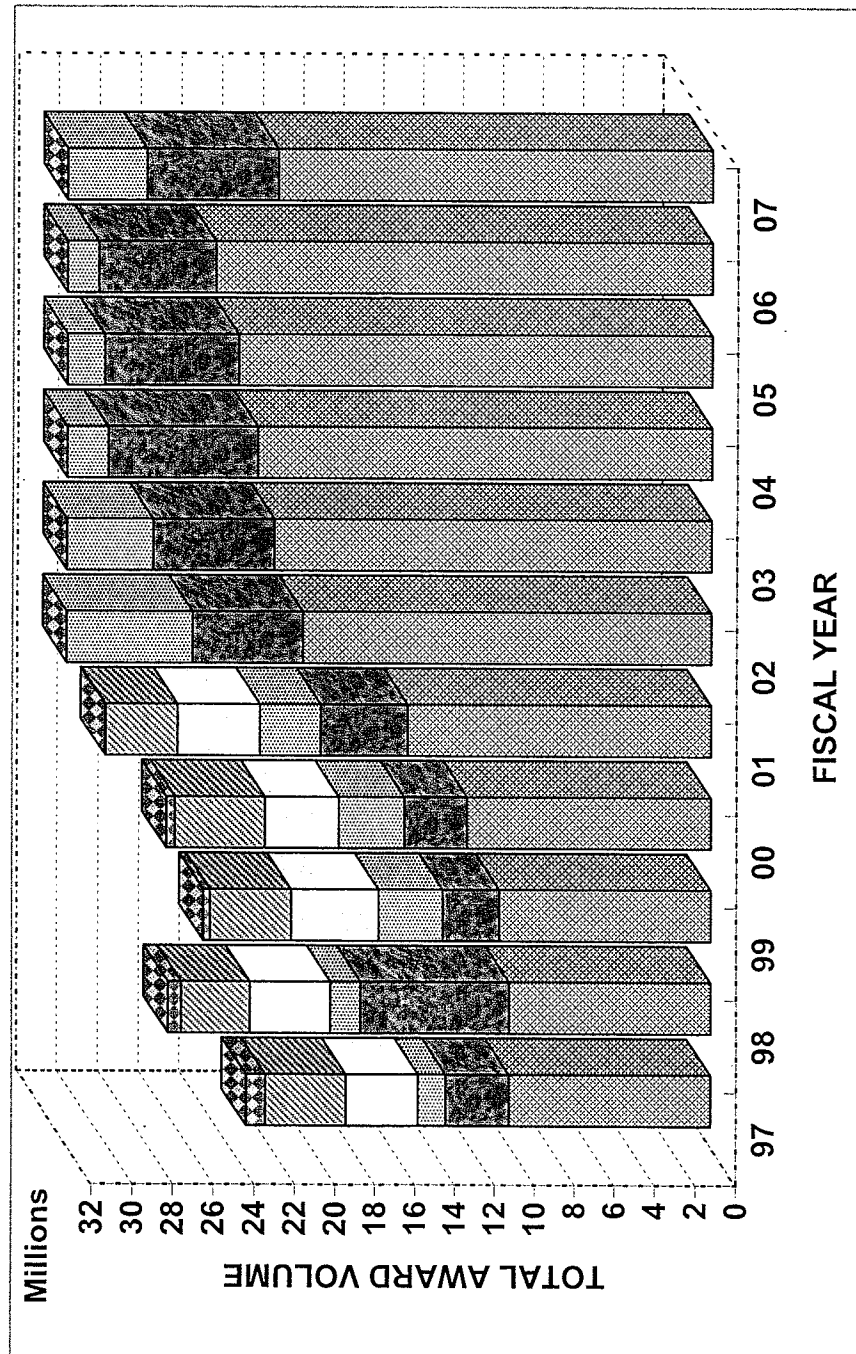
2007SRCE

Comparison to Previous Year

<u>CHANGES FROM FISCAL YEAR 2006</u>	<u>PER CENT CHANGE</u>
<u>FY2005 AMOUNT</u>	<u>IN DOLLAR VOLUME</u>
<u>FROM FY2005 TO FY2006</u>	
\$24,720,557	-12.38%
\$5,777,579	12.04%
\$6,951,172	-31.95%
\$1,754,064	-5.95%
\$80,600	196.18%
\$3,785,335	-0.14%
\$43,069,307	-10.53%

SOURCES OF GRANTS & CONTRACTS

ANNUAL COMPARISON



- Federal
- Non-Profit Organization
- New York State
- Foundation
- New York City
- Corporation

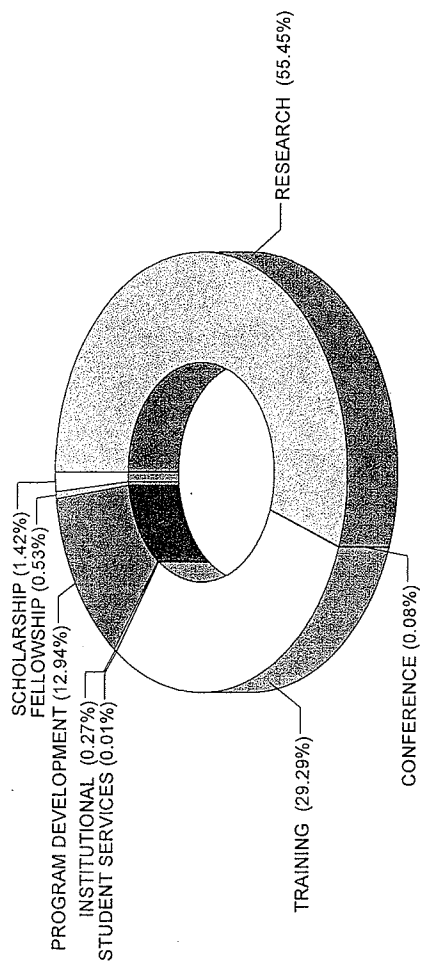
EXTERNAL AWARDS RECEIVED IN FISCAL 2007: CLASSIFICATION BY PURPOSE

<u>CLASSIFICATION</u>	<u>Number of Awards</u>	<u>Per cent of Number of Awards</u>	<u>Amount Received</u>	<u>Per cent of Total Amount</u>
RESEARCH	190	50.13%	\$21,366,971	55.45%
TRAINING	99	26.12%	\$11,285,473	29.29%
PROGRAM DEVELOPMENT	56	14.78%	\$4,987,665	12.94%
STUDENT SERVICES	2	0.53%	\$4,656	0.01%
INSTITUTIONAL	3	0.79%	\$103,309	0.27%
SCHOLARSHIP	19	5.01%	\$549,038	1.42%
FELLOWSHIPS	3	0.79%	\$205,272	0.53%
CONFERENCE	7	1.85%	\$29,795	0.08%
TOTAL	<u>379</u>	<u>100.0%</u>	<u>\$38,532,179</u>	<u>100.0%</u>

07XCLASS

CLASSIFICATION OF AWARDS BY PURPOSE

PERCENTAGE OF AMOUNT AWARDED - FY 2007



CLASSIFICATION OF AWARDS BY PURPOSE 1998-2002

	FY 1998		FY 1999		FY 2000		FY 2001		FY 2002	
	No. of Projects	Amount Awarded	No. of Projects	Amount Awarded	No. of Projects	Amount Awarded	No. of Projects	Amount Awarded	No. of Projects	Amount Awarded
RESEARCH	148	\$10,374,222	150	\$10,600,315	133	\$11,351,944	170	\$15,044,623	187	\$22,333,259
TRAINING	90	\$11,045,974	83	\$7,926,393	88	\$8,693,754	89	\$9,258,075	97	\$10,074,252
COMMUNITY SERVICE	6	\$305,506	8	\$366,891	4	\$117,938	1	\$17,320	1	\$14,000
PROGRAM DEVELOPMENT	84	\$4,226,521	78	\$4,944,479	77	\$5,629,088	77	\$4,229,491	74	\$6,275,411
FELLOWSHIP	5	\$204,510	6	\$100,257	4	\$96,300	4	\$158,622	2	\$21,000
PUBLICATION	6	\$29,296	10	\$78,188	4	\$15,885	6	\$96,534	2	\$85,544
CONFERENCE	11	\$82,036	9	\$91,173	4	\$29,363	5	\$74,745	7	\$58,138
SCHOLARSHIP	7	\$128,999	17	\$285,682	16	\$346,859	14	\$382,958	18	\$541,101
STUDENT SERVICES	1	\$287,357	1	\$298,851	3	\$374,659	2	\$327,746	1	\$394,860
INSTITUTIONAL	7	\$316,435	7	\$533,220	2	\$172,798	5	\$516,545	4	\$453,889
DEMONSTRATION	0	\$0	0	\$0	1	\$157,404	0	\$0	0	\$0
EXHIBITION	0	\$0	6	\$43,000	2	\$110,000	0	\$0	0	\$0
MISCELLANEOUS	0	\$0	0	\$0			0	\$0	0	\$0
TOTALS	<u>365</u>	<u>\$27,000,856</u>	<u>375</u>	<u>\$25,268,449</u>	<u>338</u>	<u>\$27,095,992</u>	<u>373</u>	<u>\$30,106,659</u>	<u>393</u>	<u>\$40,251,454</u>

CLASSIFICATION OF AWARDS BY PURPOSE 2003-2007

EXT_CLASS

	FY 2003		FY 2004		FY 2005		FY 2006		FY 2007	
	No. of Projects	Amount Awarded	No. of Projects	Amount Awarded	No. of Projects	Amount Awarded	No. of Projects	Amount Awarded	No. of Projects	Amount Awarded
RESEARCH	231	\$25,606,626	233	\$26,886,191	217	\$25,990,296	179	\$25,616,440	190	\$21,366,971
TRAINING	108	\$10,332,312	105	\$11,133,034	93	\$10,355,081	87	\$11,242,109	99	\$11,285,473
COMMUNITY SERVICE	0	\$0	1	\$12,000	1	\$7,500	1	\$7,500	0	\$0
PROGRAM DEVELOPMENT	96	\$6,206,609	57	\$4,529,268	58	\$4,930,712	54	\$4,641,335	56	\$4,987,665
FELLOWSHIP	6	\$160,031	8	\$237,505	8	\$226,857	8	\$223,076	3	\$205,272
PUBLICATION	2	\$64,425	2	\$75,285	2	\$37,446	0	\$0	0	\$0
CONFERENCE	10	\$108,581	8	\$99,031	7	\$18,402	11	\$29,883	7	\$29,795
SCHOLARSHIP	13	\$447,084	17	\$458,135	20	\$432,839	22	\$518,834	19	\$549,038
STUDENT SERVICES	2	\$543,645	4	\$567,798	4	\$559,573	4	\$569,885	2	\$4,656
INSTITUTIONAL	7	\$877,302	6	\$571,832	7	\$128,251	5	\$220,245	3	\$103,309
DEMONSTRATION	0	\$0	0	\$0	1	\$20,000	0	\$0	0	\$0
EXHIBITION	0	\$0	0	\$0	0	\$0	0	\$0	0	\$0
MISCELLANEOUS	0	\$0	0	\$0	0	\$0	0	\$0	0	\$0
TOTALS	<u>475</u>	<u>\$44,346,615</u>	<u>441</u>	<u>\$44,570,079</u>	<u>418</u>	<u>\$42,706,957</u>	<u>371</u>	<u>\$43,069,307</u>	<u>379</u>	<u>\$38,532,179</u>

GRANTS AND CONTRACTS BY REGION 1998-2002

SCHOOL/DIVISION/ CENTER/OFFICE	FY1998		FY1999		FY2000		FY2001		FY2002	
	No. of Projects	Amount Awarded	No. of Projects	Amount Awarded	No. of Projects	Amount Awarded	No. of Projects	Amount Awarded	No. of Projects	Amount Awarded
SCHOOL OF ARTS & SCIENCES	134	\$10,666,883	159	\$10,910,788	130	\$11,730,864	163	\$15,414,368	174	\$21,456,141
Humanities & Arts	6	\$239,827	17	\$346,946	5	\$244,835	7	\$129,924	4	\$175,594
Sciences & Mathematics	89	\$8,080,733	102	\$8,157,575	86	\$8,820,319	99	\$10,747,615	107.33	\$14,932,024
Social Sciences	39	\$2,345,323	40	\$2,406,267	39	\$2,665,710	57	\$4,536,819	62.67	\$6,348,523
SCHOOL OF EDUCATION	38	\$2,338,953	38	\$2,146,713	42	\$2,958,215	49	\$3,144,104	45	\$3,814,197
SCHOOLS OF THE HEALTH PROFESSIONS	19	\$586,366	19	\$628,349	20	\$760,997	29	\$977,342	26.5	\$1,378,989
DEAN'S OFFICE										
HEALTH SCIENCES	12	\$345,738	12	\$360,721	15	\$436,083	21	\$554,610	17	\$704,398
NURSING	7	\$240,628	7	\$267,628	5	\$324,914	8	\$422,732	9.5	\$674,591
CENTER FOR COMMUNITY & URBAN HEALTH <i>(formerly Center for AIDS, Drugs & Community Health)</i>	27	\$2,034,218	20	\$2,637,407	15	\$2,439,005	10	\$1,310,145	16.5	\$3,036,324
CENTER FOR OCCUPATIONAL AND ENVIRONMENTAL HEALTH	16	\$706,073	12	\$589,181	15	\$808,889	7	\$458,481	10	\$895,386
SCHOOL OF SOCIAL WORK	33	\$6,458,880	35	\$3,971,083	31	\$3,536,620	44	\$4,063,969	43	\$4,575,308
BROOKDALE CENTER ON HEALTHY AGING & LONGEVITY	53	\$2,571,511	46	\$2,266,779	42	\$2,714,307	26	\$2,856,982	44	\$3,108,400
CENTRO DE ESTUDIOS PUERTORRIQUENOS	14	\$320,542	6	\$286,283	9	\$292,421	5	\$99,445	7	\$431,181
CENTER FOR STUDY OF FAMILY POLICY	17	\$379,965	24	\$705,881	15	\$630,095	19	\$602,756	14	\$449,401
OFFICES OF PRESIDENT AND PROVOST	7	\$413,345	8	\$380,446	7	\$253,190	12	\$329,804	8	\$344,662
OFFICE OF V.P. FOR ADMINISTRATION	1	\$26,223	1	\$110,936	1	\$151,541	1	\$134,737	2	\$121,892
OFFICE OF V.P. FOR STUDENT SERVICES	6	\$498,897	7	\$634,603	11	\$819,848	8	\$714,546	4	\$639,573
CENTER FOR MEDIA AND LEARNING										
TOTAL NUMBER OF AWARDS AND TOTAL DOLLARS	365	\$27,000,856	375	\$25,268,449	338	\$27,095,992	373	\$30,106,659	393	\$40,251,454

of Family Policy was instituted in fiscal year 1990; it went on hiatus on July 1, 2002.

HISTORY

GRANTS AND CONTRACTS BY REGION 2003-2007

	FY2003		FY2004		FY2005		FY2006		FY2007	
	No. of Projects	Amount Awarded	No. of Projects	Amount Awarded	No. of Projects	Amount Awarded	No. of Projects	Amount Awarded	No. of Projects	Amount Awarded
SCHOOL/DIVISION/ CENTER/OFFICE										
SCHOOL OF ARTS & SCIENCES	225.5	\$23,793,027	230.5	\$25,178,892	228	\$24,254,629	209.75	\$22,849,516	217	\$22,349,438
Humanities & Arts	11	\$368,328	20	\$619,847	13	\$316,244	19.33	\$382,752	16	\$303,387
Sciences & Mathematics	122.82	\$16,856,397	126.58	\$17,630,100	126.54	\$16,047,501	122.25	\$15,977,455	122.55	\$15,121,921
Social Sciences	91.68	\$6,568,302	83.92	\$6,928,945	88.46	\$7,890,884	68.17	\$6,489,309	78.45	\$6,924,130
SCHOOL OF EDUCATION	55.25	\$3,895,003	42.25	\$4,068,573	50	\$5,567,905	48.25	\$4,947,186	60	\$5,653,975
SCHOOLS OF THE HEALTH PROFESSIONS										
DEAN'S OFFICE	28.5	\$1,487,523	30	\$1,265,628	21	\$1,321,220	22	\$4,040,934	24	\$1,351,035
HEALTH SCIENCES	18	\$767,984	22	\$734,570	14	\$518,762	17	\$3,298,671	1	\$15,000
NURSING	10.5	\$719,539	8	\$531,058	7	\$802,458	5	\$742,263	14	\$531,930
CENTER FOR COMMUNITY & URBAN HEALTH	17.5	\$3,043,995	27	\$2,941,364	16	\$2,706,294	5	\$1,034,186	10	\$662,334
<i>(formerly Center for AIDS, Drugs & Community Health)</i>										
CENTER FOR OCCUPATIONAL AND ENVIRONMENTAL HEALTH	18	\$606,862	12	\$792,527	9	\$338,905	6	\$215,994	6	\$131,609
SCHOOL OF SOCIAL WORK	50	\$5,763,748	41	\$5,212,750	37	\$4,019,901	33	\$5,638,858	27	\$4,546,275
BROOKDALE CENTER ON HEALTHY AGING & LONGEVITY	50	\$2,840,443	27	\$2,389,152	31	\$2,529,273	23	\$2,246,681	15	\$2,318,496
CENTRO DE ESTUDIOS PUERTORRIQUENOS	10	\$1,374,660	12	\$1,337,656	7	\$657,761	6	\$734,325	3	\$623,000
CENTER FOR STUDY OF FAMILY POLICY	<i>(Welfare Rights Initiative Program continues under Arts & Sciences)</i>									
OFFICES OF PRESIDENT AND PROVOST	11.25	\$469,021	8.25	\$325,272	9	\$291,414	8	\$217,598	9	\$480,435
OFFICE OF V.P. FOR ADMINISTRATION	3	\$112,583	3	\$112,780	2	\$52,046	3	\$190,190	1	\$14,550
OFFICE OF V.P. FOR STUDENT SERVICES	6	\$959,750	8	\$945,485	8	\$967,609	7	\$953,839	7	\$401,032
CENTER FOR MEDIA AND LEARNING										
TOTAL NUMBER OF AWARDS AND TOTAL DOLLARS	475	\$44,346,615	441	\$44,570,079	418	\$42,706,957	371	\$43,069,307	379	\$38,532,179

HISTORY

AWARDS FROM EXTERNAL SOURCES - FY2007

	Federal Awards		NYS Awards		NYC Awards		NPO Awards		Foundation Awards		Corporate Awards		Total Awards	
	No. of Projects	Amount Awarded	No. of Projects	Amount Awarded	No. of Projects	Amount Awarded	No. of Projects	Amount Awarded	No. of Projects	Amount Awarded	No. of Projects	Amount Awarded	No. of Projects	Amount Awarded
SCHOOL OF ARTS & SCIENCES (Departments formerly comprising Humanities & Arts)														
Africana & Latino/Puerto Rican Studies														
Art	2	\$63,336					1	\$20,000					0	\$0
Classical & Oriental Studies	1	\$4,655					1	\$6,000					3	\$83,336
English							1	\$38,000	2	\$3,300			2	\$10,655
Film & Media Studies	2	\$100,831					1	\$4,001	2	\$33,264			3	\$41,300
German							1	\$10,000	1	\$14,000			5	\$138,096
Music/Dance													1	\$14,000
Philosophy							0		1	\$6,000			1	\$10,000
Religion													0	\$0
Romance Languages													1	\$6,000
Theatre													0	\$0
Sub-total: Humanities & Arts	5	\$168,822	0	\$0	0	\$0	5	\$78,001	6	\$56,564	0	\$0	16	\$303,387
(Departments formerly comprising Sciences & Mathematics)														
Biological Sciences	30.1	\$5,951,271	8	\$793,264			8	\$746,796	1	\$197,055	2	\$18,049	0	\$0
Chemistry	24.2	\$4,192,754	4	\$386,088			1	\$900			2	\$71,849	49.1	\$7,708,435
Computer Science	1.5	\$130,472											31.2	\$4,651,591
Geography and													1.5	\$130,472
Center for Analysis of Spatial Information	5	\$254,309	1	\$15,000			10	\$287,278					17	\$1,152,111
Mathematics & Statistics	2.5	\$77,490					2	\$10,000	1	\$3,300			6.5	\$242,360
Physics & Astronomy	11.25	\$1,094,310					4	\$102,642			2	\$42,000	17.25	\$1,238,952
Sub-total: Sciences & Mathematics	74.55	\$11,700,606	13	\$1,194,352	2	\$747,094	25	\$1,147,616	2	\$200,355	6	\$131,898	122.55	\$15,121,921
(Departments formerly comprising Social Sciences)														
Anthropology	1.2	\$234,272					3	\$35,000					4.2	\$269,272
Economics							3	\$60,000					3	\$60,000
History					1	\$49,936	2	\$170,000					3	\$219,936
Political Science	1	\$9,637					1	\$13,212	1	\$25,000			3	\$47,849
Psychology	25.25	\$4,823,712					11	\$312,021					37.25	\$5,143,418
Sociology	2	\$47,805					3	\$99,468	3	\$210,000	1	\$5,000	6	\$262,805
Urban Affairs & Planning	2	\$85,319	7	\$508,864	4	\$19,650	1	\$81,999	3	\$55,550			17	\$778,301
Welfare Rights Initiative			1	\$5,000			1	\$81,999	3	\$55,550			5	\$142,549
Sub-total: Social Sciences	31.45	\$5,200,745	8	\$513,864	5	\$69,586	24	\$771,700	8	\$355,550	2	\$12,685	78.45	\$6,924,130
TOTAL: SCHOOL OF ARTS & SCIENCES	111	\$17,070,173	21	\$1,708,216	7	\$816,680	54	\$1,997,317	16	\$612,469	8	\$144,583	217	\$22,349,438

DEPTWEX

