



Hunter College
of the
City University of New York

Annual Report
of
Grants and Contracts

July 1, 2005—June 30, 2006


Message from the President

The City University of New York's statistics for grant and contract awards administered through the Research Foundation show that Hunter led the colleges of the CUNY system in grants and contracts with more than \$40 million for the fiscal year that ended June 30, 2006.

Since its founding in 1870 Hunter College has enjoyed a national reputation as a leader in education. The College's second century began with a commitment to developing a strong research program. Each peer-reviewed publication and funded grant proposal demonstrate the success of the College's faculty and administration in elevating Hunter's profile.

At a time when colleges and universities are competing more fiercely than ever for government resources devoted to research grants, we are pleased that Hunter has been able to maintain its leadership position.

I extend my congratulations to everyone who has had a role in Hunter's record of achievement.


Jennifer J. Raab



Opening Remarks

We are delighted to report that Hunter College has sustained a strong commitment to obtaining grants and contracts for a variety of research and academic programs. Hunter has a wonderful mix of grants, taking in virtually every discipline at the College. Besides supporting a broad spectrum of research collaborations, and numerous training programs, Hunter also has a rich blend of grants in faculty development, program development, and student support.

Hunter's record of success in grants competitions has been instrumental in demonstrating to the academic world that Hunter is a vibrant place. This translates to attracting talented pools of applicants for faculty positions.

Grant and contract awards employ 600 people, many of whom are students. In addition, more than 500 students receive stipends or tuition support through successful proposals.

There is much more to obtaining and running a successful grant program than writing the initial proposal. We acknowledge principal investigators and their staff members who review the literature, obtain the RFPs, follow the guidelines, complete the many forms connected with grant applications, attend bidders and project directors' meetings, file the progress and final reports, and meet all the other requirements of a grant or contract award. A special salute to those who participate in review committees – these faculty and staff provide their expertise in the service of their fields.

Our appreciation also goes to the faculty, staff and community representatives who serve on the Institutional Review Boards, the Institutional Animal Care and Use Committee, and the Institutional Biohazards Committee.

A handwritten signature in black ink, appearing to read "Vita C. Rabinowitz".

Vita C. Rabinowitz
Acting Provost

Fall, 2006

Director's Remarks and Acknowledgement of Staff, 2005-2006

As Director of the Office of Research Administration, I am pleased to have the opportunity to acknowledge all of those faculty and staff who have applied for funding and congratulate those who have received awards.

Administering a project is not easy. Principal Investigators and Project Directors are bombarded with paper and electronic mail which must be handled. Electronic proposal transmission is now a requirement at many agencies. The CUNY Research Foundation has moved heavily into electronic research administration. The staff of Research Administration joins me in saluting all who make the extra effort to meet these requirements.

CUNY recognizes grants originating at Hunter in its statistics, and Hunter led the CUNY colleges in awards in four of the last five years. Faculty and staff also received individual awards and participated in a variety of CUNY grants and State-supported programs at a level of approximately \$3 million. Totalling everything, funding flowing through Hunter topped \$43 million in 2005-2006.

I wish to thank the members of the staff of the Office of Research Administration and the Institutional Review Board (IRB) Office for their work throughout the year and their participation in compiling this report:

Carolynn Julien	Associate Director and IRB Coordinator <i>(and responsible for the graphics in this report)</i>
Barbara Medina-Garcia	Assistant Director for Project Personnel
Anmarie Rivera	Assistant Director for Sponsored Projects and IACUC Staff Person
Malini Lall	Assistant IRB Coordinator
Tara Smith	Administrative Assistant for Regulatory Affairs
Karlene Roberts	Administrative Assistant for Project Personnel
Amanda Howard	Undergraduate Student Assistant
Nancy Igwe	Undergraduate Student Assistant
Yiciana Rodriguez	Undergraduate Student Assistant
Sarah Leon	Undergraduate Student Assistant - IRB.

This year we also want to recognize **Jean Willis**, Hunter's Payroll Supervisor, and her office, which processed summer salary on more than 150 Hunter faculty members in 2006. Thanks to **Jerome Richardson**, Field Services Representative of the CUNY Research Foundation, who is assigned to Hunter, and to the staff members at the central Research Foundation of CUNY office who handle the documents, both paper and electronic, for approximately one thousand persons who work on Hunter projects during the course of a year. Thanks also to my wife, **Lillian**, for contributing her time for consulting on the database in use for maintaining our grant histories.


Robert J. Buckley, Director

Additional Acknowledgements

On behalf of the Hunter research community, we extend our gratitude to the members of the two IRBs which meet at least ten times a year to review research protocols involving human subjects and animals. These committee members have also been called upon in emergencies to review protocols, either in person or via conference call.

IRB reviews are conducted in compliance with regulations promulgated by the U. S. Office of Human Research Protections. This Committee must review all research protocols involving human subjects. During this past fiscal year, approximately 420 protocols were reviewed. The persons who served between July 1, 2005 and June 30, 2006 were the following:

Institutional Review Board (IRB)

(also known as the Committee for the Protection of Human Subjects from Research Risks:)

Sherryl Graves, Chair	Educational Foundations and Counseling Programs
Andrea Savage, Chair	Social Work
Terence Agbeyegbe	Economics
Irene Chung	Social Work
Robert Cohen	Community Representative
Darlene DeFour	Psychology
Madeline deLone	Community Representative
Roseanne Flores	Psychology
Joyce Griffin-Sobel	Nursing/Brookdale Center on Aging
Bernadette Hadden	Social Work
Calliope Haritos	Educational Foundations and Counseling Programs
Amy Horowitz	Community Representative
Mohamed Ibrahim	Geography
Beatrice Krauss (alternate)	Center for Community and Urban Health
Yvonne Lassalle	Anthropology
Jose Nanin	Psychology/Center for HIV/AIDS Educational Studies & Training (CHEST)
Donna Nickitas	Nursing
Peter Nwakeze	Center for Community and Urban Health
Jeffrey Parsons	Psychology
Pedro Pedraza	Center for Puerto Rican Studies
Susan Pincus	Community Representative
Sigmund Shipp	Urban Affairs and Planning
Darrell Wheeler	Social Work
Michael Wood	Sociology
Ming-Chin Yeh	Health Sciences/Urban Public Health
Carolynn Julien	IRB Coordinator (Certified IRB Professional, by ARENA - Applied Research Ethics National Association; Certified IRB Manager, National Association of IRB Managers)

(continued)

Institutional Animal Care and Use Committee (IACUC)

Dean Johnston, Chair	Health Sciences
Amber Alliger	Student Representative, Psychology
Jesus Angulo	Biological Sciences
Ricardo Franco	Environmental and Safety Officer
Patricia Glennon	Consulting Veterinarian
James Gordon	Psychology
Barbara Inturrisi	Community Representative
Shirzad Jenab	Psychology
Peggy Tirschwell	Provost's Office
Barbara Wolin	Animal Facilities
Annmarie Rivera	IACUC Coordinator

The IACUC must review protocols involving use of animals for research or instruction. During this past year, there have been more than 60 active protocols reviewed by this Committee.

Institutional Biohazards Committee (IBC)

Maria Figueiredo-Pereira, Chair	Biological Sciences
Robert Buckley (ex officio)	Research Administration
Peter Capitelli	Radiation Safety Officer
Maria Figueiredo-Pereira	Biological Sciences
Lynn Francesconi	Chemistry
Ricardo Franco	Environmental Health & Safety Officer
Klaus Grohmann	Chemistry
Ann Henderson (ex officio)	Arts & Sciences
Leslie Johnson	Community Representative
Harvey Ozer	Community Representative
Vanya Quinones-Jenab	Psychology
Maria Tomasz	Chemistry
Ana Vasovic	Staff to the Committee

This committee reviews laboratory practices related to recombinant DNA, radiation safety and other issues.

TABLE OF CONTENTS

Part I > Funding for Sponsored Projects

Section I-A Overview of External Funding

Section I-B Individual Project Listing

Section I-C Proposal Submissions

Part II > Internal Funding of Projects

Section II-A PSC-CUNY Research Award Program

Section II-B Other Internal Support

Part III > Overall Summary of Project Support

PART I: FUNDING FOR SPONSORED PROJECTS

SUMMARY OF GRANTS AND CONTRACTS FROM EXTERNAL SOURCES

This part is divided into three sections:

Section I-A Overview of External Funding

Section I-B Individual Project Listing

Section I-C Proposal Submissions

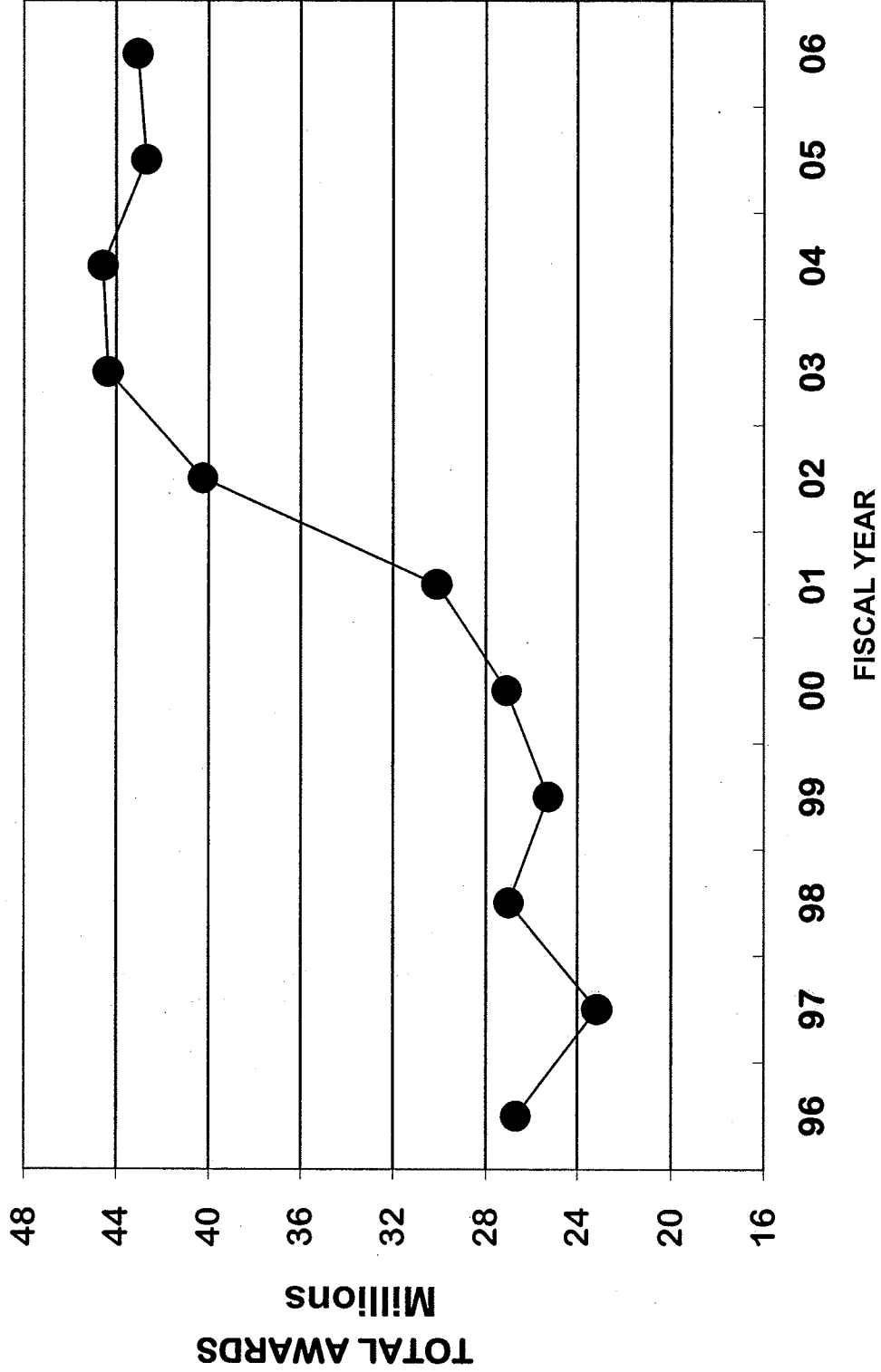
SECTION I-A: OVERVIEW OF EXTERNAL FUNDING

This section contains statistical information on grants and contracts from external sources, i.e., agencies for Federal, State and City government, foundations, corporations, and non-profit organizations. For the sake of making comparisons, figures are given for the quarter century beginning with Fiscal Year 1982 (July 1, 1981- June 30, 1982).

Grants and contracts have undergone remarkable growth during this period. Viewing awards in ten year increments, we used 1984 as the initial base year to illustrate growth.

ANNUAL AWARDS

DOLLAR VOLUME



NUMBER OF AWARDS & TOTAL DOLLAR VOLUME BY SOURCE OF FUNDS: 1982-2006

FISCAL YEAR	FEDERAL AWARDS		NY STATE AWARDS		NY CITY AWARDS		NON-PROFIT ORGANIZATIONS		FOUNDATIONS		CORPORATIONS		TOTAL AWARDS	
	No. of Projects	Amount	No. of Projects	Amount	No. of Projects	Amount	No. of Projects	Amount	No. of Projects	Amount	No. of Projects	Amount	No. of Projects	Amount
1982	59	\$4,657,196	9	\$622,058	2	\$53,375	19	\$499,090	24	\$1,119,620	5	\$72,974	118	\$7,024,313
1983	57	\$4,393,499	7	\$479,458	2	\$17,972	29	\$544,650	27	\$1,026,640	11	\$198,000	133	\$6,660,219
1984	56	\$4,539,785	7	\$714,232	1	\$2,000	37	\$756,266	20	\$1,124,409	9	\$67,750	130	\$7,204,442
1985	54	\$5,433,797	6	\$757,899	4	\$20,112	32	\$700,662	24	\$1,110,652	9	\$115,560	129	\$8,138,682
1986	65	\$6,924,044	11	\$1,454,289	3	\$99,644	40	\$862,366	47	\$1,263,989	11	\$147,583	177	\$10,751,915
1987	81	\$6,952,011	12	\$1,004,615	11	\$246,955	62	\$1,229,537	56	\$1,643,571	19	\$447,144	241	\$11,523,833
1988	84	\$7,761,673	31	\$1,312,767	17	\$291,723	68	\$972,960	74	\$2,341,102	17	\$320,200	291	\$13,000,425
1989	77	\$7,645,072	24	\$1,515,104	17	\$488,584	93	\$1,679,230	75	\$2,652,551	14	\$499,802	300	\$14,480,343
1990	70	\$7,791,774	21	\$2,204,517	17	\$966,185	101	\$2,209,503	80	\$2,763,662	22	\$578,955	311	\$16,514,596
1991	80	\$8,983,183	23	\$2,170,734	14	\$1,311,503	102	\$2,372,880	69	\$2,976,730	12	\$209,100	300	\$18,024,130
1992	78	\$9,846,693	23	\$2,039,645	19	\$1,293,735	88	\$2,072,802	84	\$3,966,290	10	\$282,290	302	\$19,501,455
1993	82	\$11,412,098	24	\$2,529,906	21	\$1,252,554	86	\$2,294,984	81	\$4,729,009	11	\$289,635	305	\$22,508,186
1994	84	\$11,054,227	31	\$3,772,305	21	\$2,083,664	85	\$2,596,090	78	\$5,297,035	6	\$236,271	305	\$25,039,592
1995	87	\$11,474,558	48	\$5,210,677	18	\$2,193,867	89	\$3,407,911	76	\$4,245,786	8	\$304,236	326	\$26,837,035
1996	86	\$9,722,983	51	\$6,375,062	20	\$2,035,168	113	\$4,222,366	77	\$4,269,947	10	\$58,914	357	\$26,684,440
1997	97	\$10,032,270	45	\$3,186,389	22	\$1,383,771	100	\$3,622,855	71	\$3,978,547	13	\$952,319	348	\$23,156,151
1998	95	\$10,023,217	37	\$7,462,945	22	\$1,504,105	132	\$3,989,147	68	\$3,362,862	11	\$658,580	365	\$27,000,856
1999	87	\$10,525,660	40	\$2,853,909	26	\$3,205,283	132	\$4,360,428	75	\$3,982,783	15	\$340,386	375	\$25,268,449
2000	97	\$12,149,945	29	\$3,163,658	30	\$3,266,104	104	\$3,668,779	69	\$4,415,953	9	\$431,553	338	\$27,095,992
2001	104	\$15,144,705	54	\$4,364,088	24	\$2,999,403	109	\$4,047,475	78	\$3,535,677	4	\$15,311	373	\$30,106,659
2002	124	\$20,390,388	57	\$5,435,879	40	\$6,870,540	104	\$4,425,575	62	\$3,108,825	6	\$20,247	393	\$40,251,454
2003	139	\$21,816,900	59	\$5,970,976	61	\$8,038,186	122	\$4,169,398	87	\$4,274,235	7	\$76,920	475	\$44,346,615
2004	133	\$22,652,909	85	\$7,374,624	55	\$7,163,765	99	\$3,639,331	57	\$3,640,971	12	\$98,479	441	\$44,570,079
2005	140	\$23,607,167	52	\$6,602,327	56	\$5,668,943	99	\$3,985,367	59	\$2,705,446	12	\$137,707	418	\$42,706,957
2006	138	\$24,720,557	38	\$5,777,579	57	\$6,951,172	92	\$3,785,335	39	\$1,754,064	7	\$80,600	371	\$43,069,307

AWARDS RECEIVED IN FISCAL YEAR 2006 BY SOURCE

<i>SOURCE</i>	<i>NUMBER OF AWARDS</i>	<i>AMOUNT AWARDED</i>	<i>PER CENT OF NUMBER OF AWARDS</i>	<i>PER CENT OF TOTAL DOLLARS</i>
FEDERAL	138	\$24,720,557	37.20%	57.40%
STATE	38	\$5,777,579	10.24%	13.41%
CITY	57	\$6,951,172	15.36%	16.14%
FOUNDATION	39	\$1,754,064	10.51%	4.07%
CORPORATION	7	\$80,600	1.89%	0.19%
NON-PROFIT	92	\$3,785,335	24.80%	8.79%
TOTAL	371	\$43,069,307	100.00%	100.00%

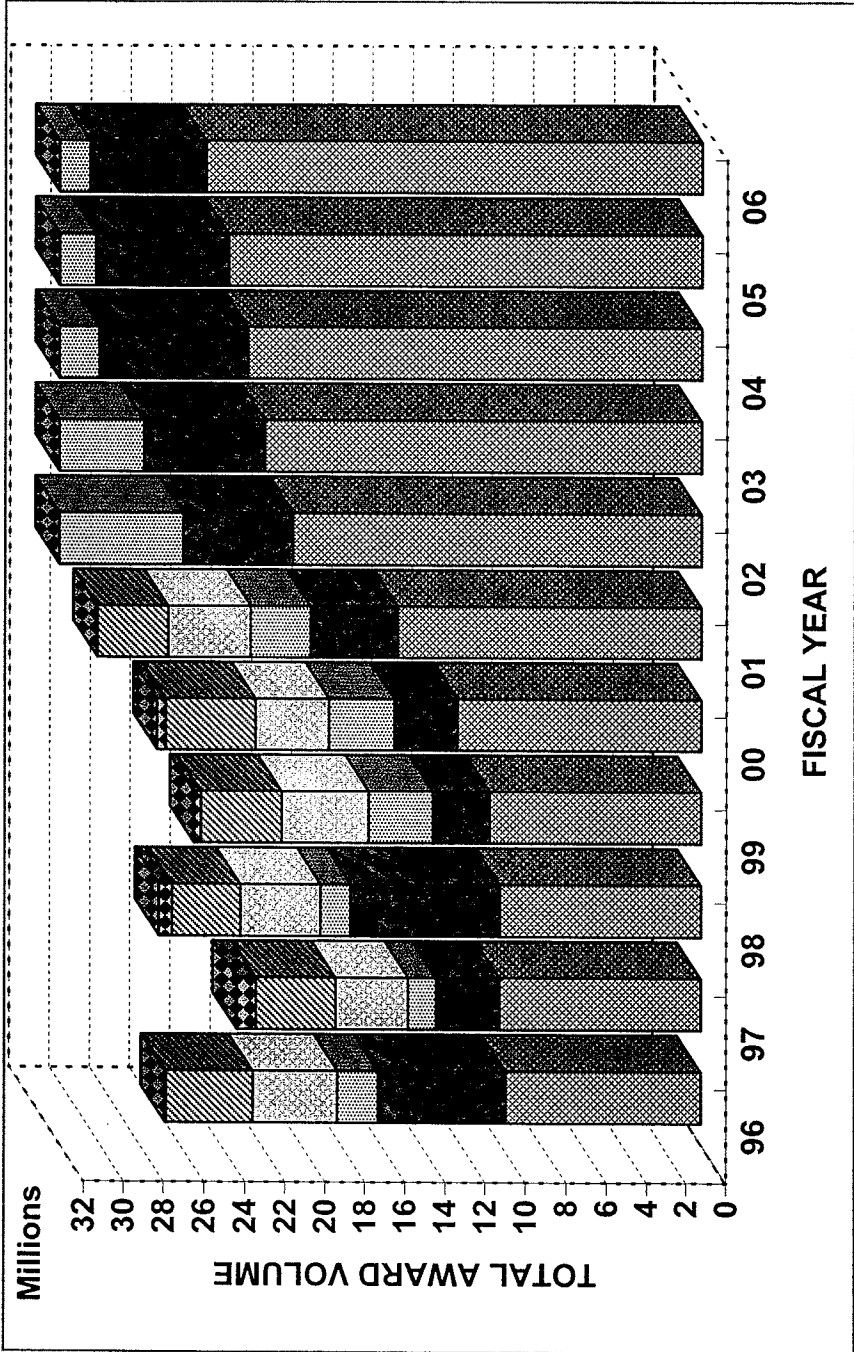
2006SRCE

Comparison to Previous Year

<i>CHANGES FROM FISCAL YEAR 2005</i>	<i>PER CENT CHANGE</i>
<i>FY2005 AMOUNT</i>	<i>IN DOLLAR VOLUME</i>
<i>FROM FY2005 TO FY2006</i>	
\$23,607,167	4.72%
\$6,602,327	-12.49%
\$5,668,943	22.62%
\$2,705,446	-35.17%
\$137,707	-41.47%
\$3,985,367	-5.02%
\$42,706,957	0.85%

SOURCES OF GRANTS & CONTRACTS

ANNUAL COMPARISON



- Federal
- Non-Profit Organization
- New York State
- Foundation
- New York City
- Corporation

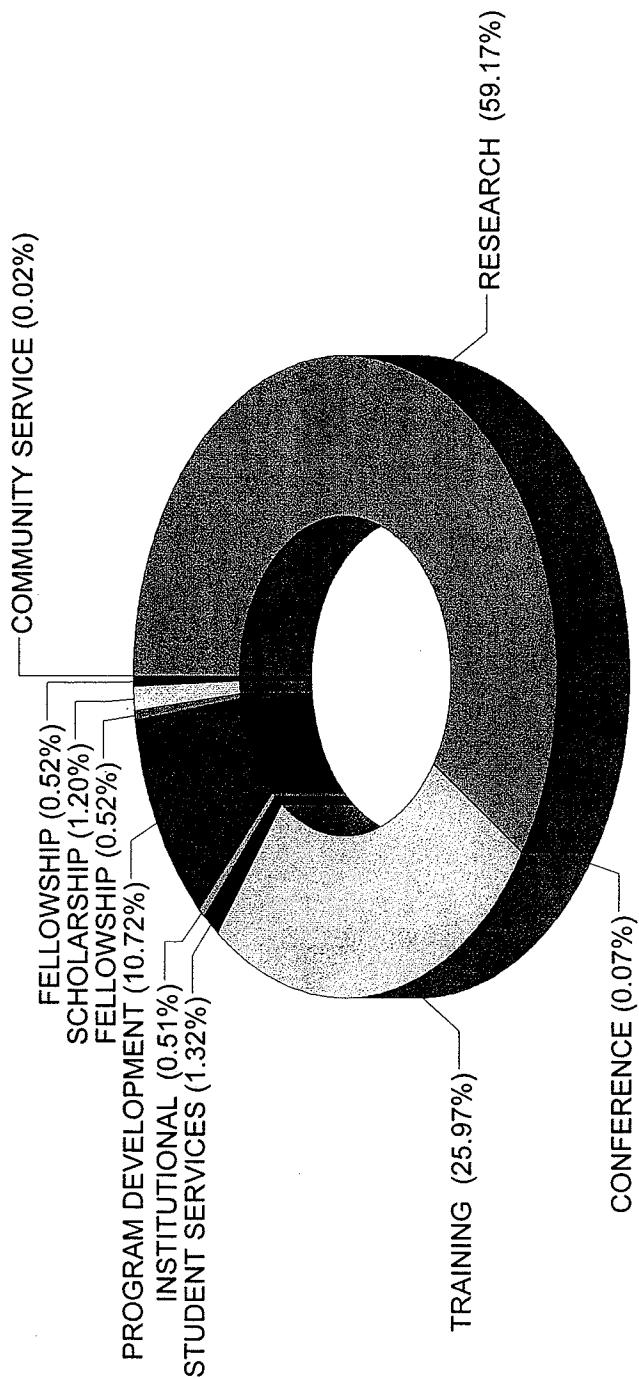
EXTERNAL AWARDS RECEIVED IN FISCAL 2006: CLASSIFICATION BY PURPOSE

<u>CLASSIFICATION</u>	<u>Number of Awards</u>	<u>Per cent of Number of Awards</u>	<u>Amount Received</u>	<u>Per cent of Total Amount</u>
RESEARCH	179	48.25%	\$25,616,440	59.48%
TRAINING	87	23.45%	\$11,242,109	26.10%
PROGRAM DEVELOPMENT	54	14.56%	\$4,641,335	10.78%
STUDENT SERVICES	4	1.08%	\$569,885	1.32%
INSTITUTIONAL	5	1.35%	\$220,245	0.51%
SCHOLARSHIP	22	5.93%	\$518,834	1.20%
FELLOWSHIPS	8	2.16%	\$223,076	0.52%
CONFERENCE	11	2.96%	\$29,883	0.07%
COMMUNITY SERVICE	1	0.27%	\$7,500	0.02%
TOTAL	<u>371</u>	<u>100.0%</u>	<u>\$43,069,307</u>	<u>100.0%</u>

06XCLASS

CLASSIFICATION OF AWARDS BY PURPOSE

PERCENTAGE OF AMOUNT AWARDED - FY 2006



CLASSIFICATION OF AWARDS BY PURPOSE 1997-2001

	FY 1997		FY 1998		FY 1999		FY 2000		FY 2001	
	No. of Projects	Amount Awarded	No. of Projects	Amount Awarded	No. of Projects	Amount Awarded	No. of Projects	Amount Awarded	No. of Projects	Amount Awarded
RESEARCH	159	\$11,050,797	148	\$10,374,222	150	\$10,600,315	133	\$11,351,944	170	\$15,044,623
TRAINING	67	\$5,362,983	90	\$11,045,974	83	\$7,926,393	88	\$8,693,754	89	\$9,258,075
COMMUNITY SERVICE	7	\$325,282	6	\$305,506	8	\$366,891	4	\$117,938	1	\$17,320
PROGRAM DEVELOPMENT	88	\$4,533,329	84	\$4,226,521	78	\$4,944,479	77	\$5,629,088	77	\$4,229,491
FELLOWSHIP	0	\$0	5	\$204,510	6	\$100,257	4	\$96,300	4	\$158,622
PUBLICATION	8	\$73,030	6	\$29,296	10	\$78,188	4	\$15,885	6	\$96,534
CONFERENCE	3	\$21,735	11	\$82,036	9	\$91,173	4	\$29,363	5	\$74,745
SCHOLARSHIP	9	\$213,162	7	\$128,999	17	\$285,682	16	\$346,859	14	\$382,958
STUDENT SERVICES	1	\$276,305	1	\$287,357	1	\$298,851	3	\$374,659	2	\$327,746
INSTITUTIONAL	5	\$396,883	7	\$316,435	7	\$533,220	2	\$172,798	5	\$516,545
DEMONSTRATION	1	\$902,645	0	\$0	0	\$0	1	\$157,404	0	\$0
EXHIBITION	0	\$0	0	\$0	6	\$43,000	2	\$110,000	0	\$0
MISCELLANEOUS	0	\$0	0	\$0	0	\$0	0	\$0	0	\$0
TOTALS	<u>348</u>	<u>\$23,156,151</u>	<u>365</u>	<u>\$27,000,856</u>	<u>375</u>	<u>\$25,268,449</u>	<u>338</u>	<u>\$27,095,992</u>	<u>373</u>	<u>\$30,106,659</u>

CLASSIFICATION OF AWARDS BY PURPOSE 2002-2006

EXT_CLASS

	FY 2002		FY 2003		FY 2004		FY 2005		FY 2006	
	No. of Projects	Amount Awarded	No. of Projects	Amount Awarded	No. of Projects	Amount Awarded	No. of Projects	Amount Awarded	No. of Projects	Amount Awarded
RESEARCH	187	\$22,333,259	231	\$25,606,626	233	\$26,886,191	217	\$25,990,296	179	\$25,616,440
TRAINING	97	\$10,074,252	108	\$10,332,312	105	\$11,133,034	93	\$10,355,081	87	\$11,242,109
COMMUNITY SERVICE	1	\$14,000	0	\$0	1	\$12,000	1	\$7,500	1	\$7,500
PROGRAM DEVELOPMENT	74	\$6,275,411	96	\$6,206,609	57	\$4,529,268	58	\$4,930,712	54	\$4,641,335
FELLOWSHIP	2	\$21,000	6	\$160,031	8	\$237,505	8	\$226,857	8	\$223,076
PUBLICATION	2	\$85,544	2	\$64,425	2	\$75,285	2	\$37,446	0	\$0
CONFERENCE	7	\$58,138	10	\$108,581	8	\$99,031	7	\$18,402	11	\$29,883
SCHOLARSHIP	18	\$541,101	13	\$447,084	17	\$458,135	20	\$432,839	22	\$518,834
STUDENT SERVICES	1	\$394,860	2	\$543,645	4	\$567,798	4	\$559,573	4	\$569,885
INSTITUTIONAL	4	\$453,889	7	\$877,302	6	\$571,832	7	\$128,251	5	\$220,245
DEMONSTRATION	0	\$0	0	\$0	0	\$0	1	\$20,000	0	\$0
EXHIBITION	0	\$0	0	\$0	0	\$0	0	\$0	0	\$0
MISCELLANEOUS	0	\$0	0	\$0	0	\$0	0	\$0	0	\$0
TOTALS	393	\$40,251,454	475	\$44,346,615	441	\$44,570,079	418	\$42,706,957	371	\$43,069,307

GRANTS AND CONTRACTS BY REGION 1997-2001

SCHOOL/DIVISION/ CENTER/OFFICE	FY1997		FY1998		FY1999		FY2000		FY2001	
	No. of Projects	Amount Awarded	No. of Projects	Amount Awarded	No. of Projects	Amount Awarded	No. of Projects	Amount Awarded	No. of Projects	Amount Awarded
SCHOOL OF ARTS & SCIENCES	145	\$11,391,270	134	\$10,665,883	159	\$10,910,788	130	\$11,730,864	163	\$15,414,368
Humanities & Arts	4	\$289,104	6	\$239,827	17	\$346,946	5	\$244,835	7	\$129,924
Sciences & Mathematics	99	\$9,059,334	89	\$8,080,733	102	\$8,157,575	86	\$8,820,319	99	\$10,747,615
Social Sciences	42	\$2,042,832	39	\$2,345,323	40	\$2,406,267	39	\$2,665,710	57	\$4,536,819
SCHOOL OF EDUCATION	33	\$2,581,462	38	\$2,338,953	38	\$2,146,713	42	\$2,958,215	49	\$3,144,104
SCHOOLS OF THE HEALTH PROFESSIONS	16	\$435,891	19	\$586,366	19	\$628,349	20	\$760,997	29	\$977,342
HEALTH SCIENCES	10	\$179,682	12	\$345,738	12	\$360,721	15	\$436,083	21	\$554,610
NURSING	6	\$256,209	7	\$240,628	7	\$267,628	5	\$324,914	8	\$422,732
CENTER FOR COMMUNITY & URBAN HEALTH <i>(formerly Center for AIDS, Drugs & Community Health)</i>	20	\$2,436,229	27	\$2,034,218	20	\$2,637,407	15	\$2,439,005	10	\$1,310,145
CENTER FOR OCCUPATIONAL AND ENVIRONMENTAL HEALTH	11	\$414,298	16	\$706,073	12	\$589,181	15	\$808,889	7	\$458,481
SCHOOL OF SOCIAL WORK	36	\$1,992,970	33	\$6,458,880	35	\$3,971,083	31	\$3,536,620	44	\$4,063,959
BROOKDALE CENTER ON AGING	49	\$2,267,980	53	\$2,571,511	46	\$2,266,779	42	\$2,714,307	26	\$2,856,982
CENTRO DE ESTUDIOS PUERTORRIQUENOS	7	\$109,650	14	\$320,542	6	\$286,283	9	\$292,421	5	\$99,445
CENTER FOR STUDY OF FAMILY POLICY	15	\$405,945	17	\$379,965	24	\$705,881	15	\$630,095	19	\$602,756
OFFICES OF PRESIDENT AND PROVOST	8	\$579,669	7	\$413,345	8	\$380,446	7	\$253,190	12	\$329,804
OFFICE OF V.P. FOR ADMINISTRATION	1	\$32,217	1	\$26,223	1	\$110,936	1	\$151,541	1	\$134,737
OFFICE OF V.P. FOR STUDENT SERVICES	7	\$508,570	6	\$498,897	7	\$634,603	11	\$819,848	8	\$714,546
CENTER FOR MEDIA AND LEARNING										
TOTAL NUMBER OF AWARDS AND TOTAL DOLLARS	348	\$23,156,151	365	\$27,000,856	375	\$25,268,449	338	\$27,095,992	373	\$30,106,559

Note: The Center for the Study of Family Policy was instituted in fiscal year 1990, it went on hiatus on July 1, 2002.

HISTORY

GRANTS AND CONTRACTS BY REGION 2002-2006

SCHOOL/DIVISION/ CENTER/OFFICE	FY2002		FY2003		FY2004		FY2005		FY2006		
	No. of Projects	Amount Awarded	No. of Projects	Amount Awarded	No. of Projects	Amount Awarded	No. of Projects	Amount Awarded	No. of Projects	Amount Awarded	
SCHOOL OF ARTS & SCIENCES	174	\$21,456,141	225.5	\$23,793,027	230.5	\$25,178,892	228	\$24,254,629	209.75	\$22,849,516	
Humanities & Arts	4	\$175,594	11	\$388,328	20	\$619,847	13	\$316,244	19.33	\$382,752	
Sciences & Mathematics	107.33	\$14,932,024	122.82	\$16,856,397	126.58	\$17,630,100	126.54	\$16,047,501	122.25	\$15,977,455	
Social Sciences	62.67	\$6,348,523	91.68	\$6,568,302	83.92	\$6,928,945	88.46	\$7,890,884	68.17	\$6,489,309	
SCHOOL OF EDUCATION	45	\$3,814,197	55.25	\$3,895,003	42.25	\$4,068,573	50	\$5,567,905	48.25	\$4,947,186	
SCHOOLS OF THE HEALTH PROFESSIONS	26.5	\$1,375,989	28.5	\$1,487,523	30	\$1,265,628	21	\$1,321,220	22	\$4,040,934	
HEALTH SCIENCES	17	\$704,398	18	\$767,984	22	\$734,570	14	\$518,762	17	\$3,298,671	
NURSING	9.5	\$674,591	10.5	\$719,539	8	\$531,058	7	\$802,458	5	\$742,263	
CENTER FOR COMMUNITY & URBAN HEALTH <i>(formerly Center for AIDS, Drugs & Community Health)</i>	15.5	\$3,036,324	17.5	\$3,043,995	27	\$2,941,364	16	\$2,706,294	5	\$1,034,186	
CENTER FOR OCCUPATIONAL AND ENVIRONMENTAL HEALTH	10	\$895,386	18	\$606,862	12	\$792,527	9	\$338,905	6	\$215,994	
SCHOOL OF SOCIAL WORK	43	\$4,575,308	50	\$5,763,748	41	\$5,212,750	37	\$4,019,901	33	\$5,638,858	
BROOKDALE CENTER ON AGING	44	\$3,108,400	50	\$2,840,443	27	\$2,389,152	31	\$2,529,273	23	\$2,246,681	
CENTRO DE ESTUDIOS PUERTORRIQUENOS	7	\$431,181	10	\$1,374,660	12	\$1,337,656	7	\$657,761	6	\$734,325	
CENTER FOR STUDY OF FAMILY POLICY	14	\$449,401	<i>(Welfare Rights Initiative Program continues under Arts & Sciences)</i>								
OFFICES OF PRESIDENT AND PROVOST	8	\$344,662	11.25	\$469,021	8.25	\$325,272	9	\$291,414	8	\$217,598	
OFFICE OF V.P. FOR ADMINISTRATION	2	\$121,892	3	\$112,583	3	\$112,780	2	\$52,046	3	\$190,190	
OFFICE OF V.P. FOR STUDENT SERVICES	4	\$639,573	6	\$959,750	8	\$945,485	8	\$967,609	7	\$953,839	
CENTER FOR MEDIA AND LEARNING											
TOTAL NUMBER OF AWARDS AND TOTAL DOLLARS	393	\$40,251,454	475	\$44,346,615	441	\$44,570,079	418	\$42,706,957	371	\$43,069,307	

AWARDS FROM EXTERNAL SOURCES - FY2006

	Federal Awards		NYS Awards		NYC Awards		NPO Awards		Foundation Awards		Corporate Awards		Total Awards	
	No. of Projects	Amount Awarded	No. of Projects	Amount Awarded	No. of Projects	Amount Awarded	No. of Projects	Amount Awarded	No. of Projects	Amount Awarded	No. of Projects	Amount Awarded	No. of Projects	Amount Awarded
SCHOOL OF ARTS & SCIENCES														
<i>(Departments formerly comprising Humanities & Arts)</i>														
Africana & Latino/Puerto Rican Studies	1	\$40,000	0	\$0	0	\$0	2	\$28,653	1	\$36,712	0	\$0	2	\$76,712
Art	2	\$83,644											4	\$112,297
Classical & Oriental Studies	1	\$41,822					2	\$55,783	2	\$38,400			3	\$80,222
English	1.333	\$22,894					1	\$4,244	2	\$14,700			3.333	\$78,677
Film & Media Studies									2	\$6,600			2	\$6,600
German									1	\$6,000			1	\$6,000
Philosophy									1	\$3,300			1	\$3,300
Religion													0	\$0
Romance Languages													0	\$0
Theatre													0	\$0
Sub-total: Humanities & Arts	5.333	\$188,360	0	\$0	0	\$0	5	\$88,680	9	\$105,712	0	\$0	19.333	\$382,762
<i>(Departments formerly comprising Sciences & Mathematics)</i>														
Biological Sciences	22.5256	\$4,068,262	4	\$697,716			11.5334	\$858,157	2	\$160,000	1	\$1,111	41.059	\$5,765,246
Chemistry	29.344	\$5,757,474	1	\$8,882			5.8	\$161,355			3	\$53,735	39.144	\$5,981,446
Computer Science	4.167	\$297,589											4.167	\$297,589
Geography and Center for Analysis of Spatial Information	3	\$44,981					6	\$215,592					13	\$1,838,821
Mathematics & Statistics	2.5	\$79,908					1	\$244,457					3.5	\$324,365
Physics & Astronomy	15.173	\$1,481,561	1	\$145,000			5.2	\$123,427					21.373	\$1,749,988
Sub-total: Sciences & Mathematics	76.7096	\$11,729,775	6	\$851,598	5	\$1,822,705	28.5334	\$1,388,531	2	\$160,000	4	\$54,846	122.24	\$15,977,455
<i>(Departments formerly comprising Social Sciences)</i>														
Anthropology	4.138	\$338,023					1	\$48,920					5.138	\$386,943
Economics	1	\$12,495					2	\$45,000					3	\$57,495
History	2	\$6,500					1	\$5,000	1	\$150,000			5	\$203,176
Political Science	3	\$41,786					1	\$2,000					4	\$43,786
Psychology	22.469	\$4,635,712					4.466	\$401,461					27.935	\$5,041,927
Sociology	0.1	\$25,647							1	\$172,500	1	\$4,754	2.1	\$203,147
Urban Affairs & Planning			5	\$283,075	6	\$28,360	1	\$10,000	3	\$133,000	1	\$5,000	15	\$454,435
Welfare Rights Initiative			1	\$5,000			2	\$40,900	3	\$52,500			6	\$98,400
Sub-total: Social Sciences	32.707	\$5,060,163	6	\$288,075	7	\$70,036	12.466	\$553,281	8	\$508,000	2	\$9,754	68.173	\$6,489,309
TOTAL: SCHOOL OF ARTS & SCIENCES	114.75	\$16,978,296	12	\$1,139,673	12	\$1,892,741	45.9994	\$2,000,492	19	\$773,712	6	\$64,600	209.75	\$22,849,516

DEPTWEX

AWARDS FROM EXTERNAL SOURCES - FY2006

DEPT06EX

	Federal Awards		NYS Awards		NYC Awards		NPO Awards		Foundation Awards		Corporate Awards		Total Awards	
	No. of Projects	Amount Awarded	No. of Projects	Amount Awarded	No. of Projects	Amount Awarded	No. of Projects	Amount Awarded	No. of Projects	Amount Awarded	No. of Projects	Amount Awarded	No. of Projects	Amount Awarded
SCHOOL OF EDUCATION														
Curriculum & Teaching	1,125	\$95,194	5	\$1,025,316	11	\$772,851	5	\$108,016	2	\$75,000			24,125	\$2,076,377
Educational Foundations														
& Counseling Programs	2,125	\$922,522	3	\$667,069			1	\$86,972					6,125	\$1,676,563
Special Education	2	\$155,125	1	\$86,073	8	\$620,273	3	\$25,000	1	\$72,804			15	\$859,275
Interdepartmental/interdisciplinary	2	\$230,698	1	\$104,272									3	\$334,971
TOTAL: SCHOOL OF EDUCATION	7,25	\$1,403,540	10	\$1,862,730	19	\$1,293,124	9	\$219,988	3	\$147,804	0	\$0	48,25	\$4,947,186
SCHOOLS OF THE HEALTH PROFESSIONS														
SCHOOL OF HEALTH SCIENCES	4	\$2,841,129	2	\$52,600	3	\$25,850	6	\$315,092	1	\$48,000	1	\$16,000	17	\$3,298,671
SCHOOL OF NURSING	3	\$397,173							2	\$345,090			5	\$742,263
Sub-total: HEALTH PROFESSIONS	7	\$3,238,302	2	\$52,600	3	\$25,850	6	\$315,092	3	\$393,090	1	\$16,000	22	\$4,040,934
CENTER FOR COMMUNITY & URBAN HEALTH (formerly Center for AIDS, Drugs & Community Health) CENTER FOR OCCUPATIONAL & ENVIRONMENTAL HEALTH	1	\$356,848	1	\$145,553	2	\$110,119	1	\$421,666					5	\$1,034,186
SCHOOL OF SOCIAL WORK	4	\$1,839,999	1	\$49,130	13	\$2,911,747	5	\$166,364	4	\$73,525			8	\$215,994
BROOKDALE CENTER ON AGING														
CENTRO DE ESTUDIOS PUERTORRIQUEÑOS	1	\$124,000	6	\$1,604,837	3	\$87,943	10	\$162,007	3	\$107,000			33	\$5,638,858
OFFICES OF PRESIDENT AND PROVOST														
Library			1	\$28,500	1	\$488,000	1	\$17,325	2	\$76,500			6	\$734,325
Offices of President & Provost: Programs			1	\$21,402									1	\$21,402
Campus Schools									2	\$48,638			2	\$48,638
Programs Abroad/													0	\$0
International Student Exchange													2	\$30,000
Research Administration									1	\$96,300			3	\$117,658
VICE PRESIDENT FOR ADMINISTRATION													3	\$190,190
VICE PRESIDENT FOR STUDENT SERVICES	3	\$779,570	1	\$131,574	1	\$5,200	2	\$30,000	2	\$37,495			7	\$953,839
HUNTER COLLEGE TOTAL	138	\$24,720,557	38	\$5,777,579	57	\$6,951,172	92	\$3,785,335	39	\$1,754,064	7	\$80,600	371	\$43,069,307

