



HUNTER COLLEGE

Annual Report of Grants and Contracts

July 1, 1992 through June 30, 1993



OPENING REMARKS

During the past year, grants and contracts to Hunter College faculty and staff continued to be a vital factor to the quality of academic life at Hunter College. A decade of growth has brought us to a new College record of \$22,508,186. This marks the first time we have attained the \$20 million plateau.

Some highlights of the past year:

- Federal awards increased to \$11.4 million in fiscal year 1993 -- a 15.9% increase from 1992 and 46.5% from 1990.
- Awards from foundations jumped by three quarters of a million dollars from last year and have doubled from the level of five years ago.
- Support of research projects rose to almost \$9.8 million -- an increase of 13.6% in the last year.
- The faculty and staff of three academic divisions (Programs in Education, Sciences & Mathematics, and Social Sciences), two schools (Social Work and Health Sciences including the Center for AIDS, Drugs, and Community Health and the Center for Occupational Health and Safety), and three centers (Brookdale Center on Aging, Center for the Study of Family Policy, and the Center for Media and Learning) set new records for their respective areas.

Executives and staff members of government agencies, foundations, corporations and other nonprofit organizations continue to recognize the past accomplishments and potential achievements of our faculty and staff. We are pleased to congratulate all who had a part in setting a record for sustained growth at Hunter.

Laura Struminger
Laura Struminger
Provost




A Note from the Director

Grants and contract awards to Hunter College faculty and staff rose for the tenth consecutive year. This year's total exceeded the \$20 million plateau -- the final total surpassed **\$22.5 million** -- and improved on the previous year's total by 15.4%.

This report lists all the awards made to Hunter College during the past year. The statistics show major increases in Federal funding (15.9%), State funding (24.0%), and foundation support (19.2%).

Grants and contracts frequently assist faculty in attaining their research objectives. Awards for research projects totalled more than \$9.7 million from sources outside the University. When the figures for the PSC-CUNY Research Award Program and other internal awards are added, research projects were funded at a level of more than \$10 million. This year marked the first time that Hunter College passed that benchmark.

The staff of the Office of Research Administration joins me in congratulating our faculty and staff on their achievements. We hope you find the following report to be informative.


Robert J. Buckley
Director

August, 1993

TABLE OF CONTENTS

Part I	Funding for Sponsored Projects	
	Section I-A.	Overview of External Funding (green pages)
	Section I-B.	Individual Project Listing (ivory pages)
	Section I-C.	Proposal Submissions (salmon pages)
Part II	Internal Funding of Projects	
	Section II-A.	PSC-CUNY Research Award Program (blue pages)
	Section II-B	Other Internal Support (cherry pages)
Part III	Overall Summary of Project Support	(canary pages)

Part III: OVERALL SUMMARY OF PROJECT SUPPORT

Grand Totals of External and Internal Funding

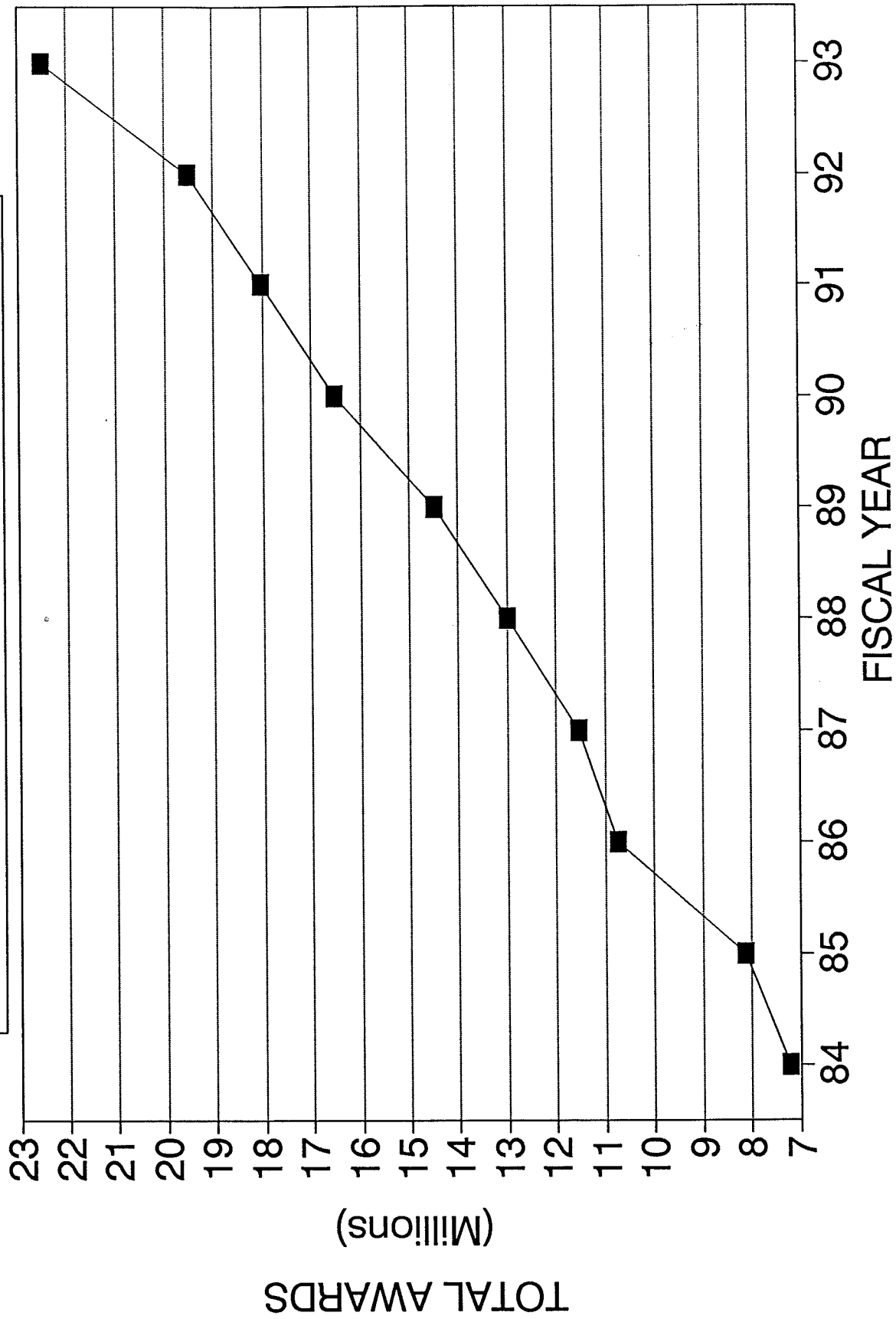
Section I-A OVERVIEW OF EXTERNAL FUNDING

This section contains statistical information on grants and contracts from external sources, i.e., agencies of Federal, State, and City governments, foundations, corporations, and non-profit organizations. For the sake of making comparisons, figures are given for the ten-year period beginning July 1, 1983.

For statistical purposes, although the Minority Biomedical Research Support and Biomedical Research Support research instrumentation grants are awarded for "sub-projects" to faculty members from four departments in two academic regions (Divisions of Sciences and Mathematics and Social Sciences), the grants are included only once in each division's project count.

ANNUAL AWARDS

DOLLAR VOLUME


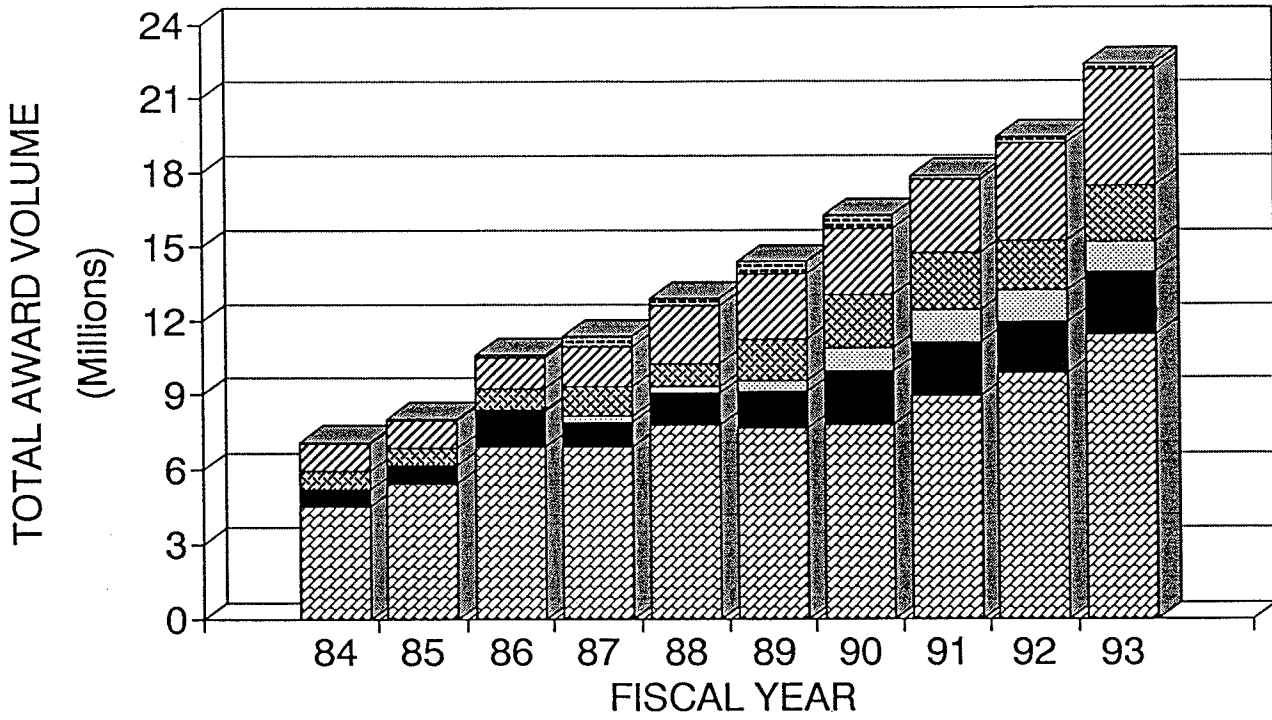


NUMBER OF AWARDS & TOTAL DOLLAR VOLUME BY SOURCE OF FUNDS

FISCAL YEAR	FEDERAL AWARDS		NY STATE AWARDS		NY CITY AWARDS		NON-PROFIT ORGANIZATIONS		FOUNDATIONS		CORPORATIONS		TOTAL AWARDS	
	No. of Projects	Amount	No. of Projects	Amount	No. of Projects	Amount	No. of Projects	Amount	No. of Projects	Amount	No. of Projects	Amount	No. of Projects	Amount
1984	56	\$4,539,785	7	\$714,232	1	\$2,000	37	\$756,266	20	\$1,124,409	9	\$67,750	130	\$7,204,442
1985	54	\$5,433,797	6	\$757,899	4	\$20,112	32	\$700,662	24	\$1,110,652	9	\$115,560	129	\$8,138,682
1986	65	\$6,924,044	11	\$1,454,289	3	\$99,644	40	\$862,366	47	\$1,263,989	11	\$147,583	177	\$10,751,915
1987	81	\$6,952,011	12	\$1,004,615	11	\$246,955	62	\$1,229,537	56	\$1,643,571	19	\$447,144	241	\$11,523,833
1988	84	\$7,761,673	31	\$1,312,767	17	\$291,723	68	\$972,960	74	\$2,341,102	17	\$320,200	291	\$13,000,425
1989	77	\$7,645,072	24	\$1,515,104	17	\$488,584	93	\$1,679,230	75	\$2,652,551	14	\$499,802	300	\$14,480,343
1990	70	\$7,791,774	21	\$2,204,517	17	\$966,185	101	\$2,209,503	80	\$2,763,662	22	\$578,955	311	\$16,514,596
1991	80	\$8,983,183	23	\$2,170,734	14	\$1,311,503	102	\$2,372,880	69	\$2,976,730	12	\$209,100	300	\$18,024,130
1992	78	\$9,846,693	23	\$2,039,645	19	\$1,293,735	88	\$2,072,802	84	\$3,966,290	10	\$282,290	302	\$19,501,455
1993	82	\$11,412,098	24	\$2,529,906	21	\$1,252,554	86	\$2,294,984	81	\$4,729,009	11	\$289,635	305	\$22,508,186

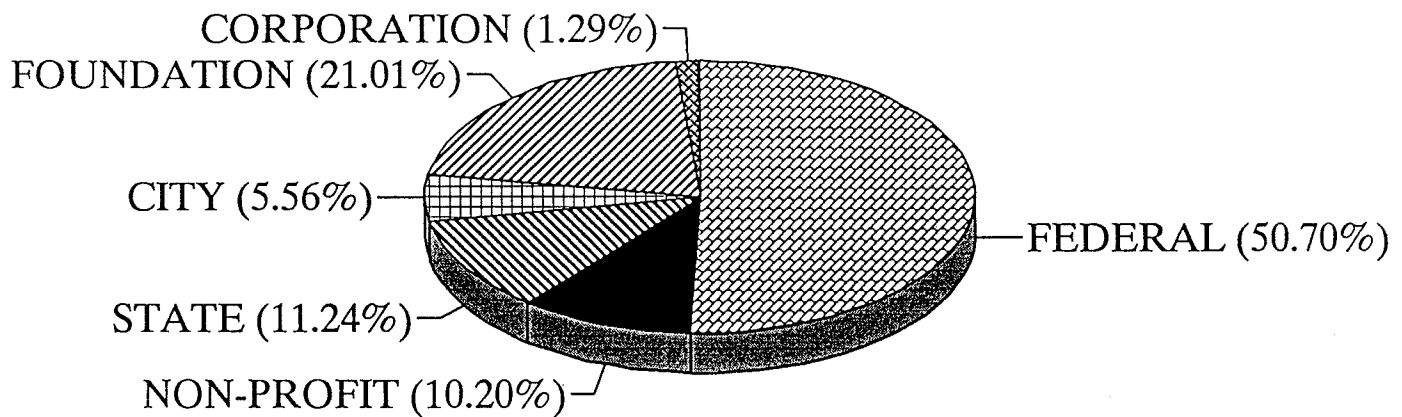
SOURCE OF GRANTS & CONTRACTS

ANNUAL COMPARISON



COMPARISON OF SOURCES

PERCENTAGE OF AMOUNT AWARDED - FY 1993



AWARDS RECEIVED IN 1993: COMPARISON OF SOURCES

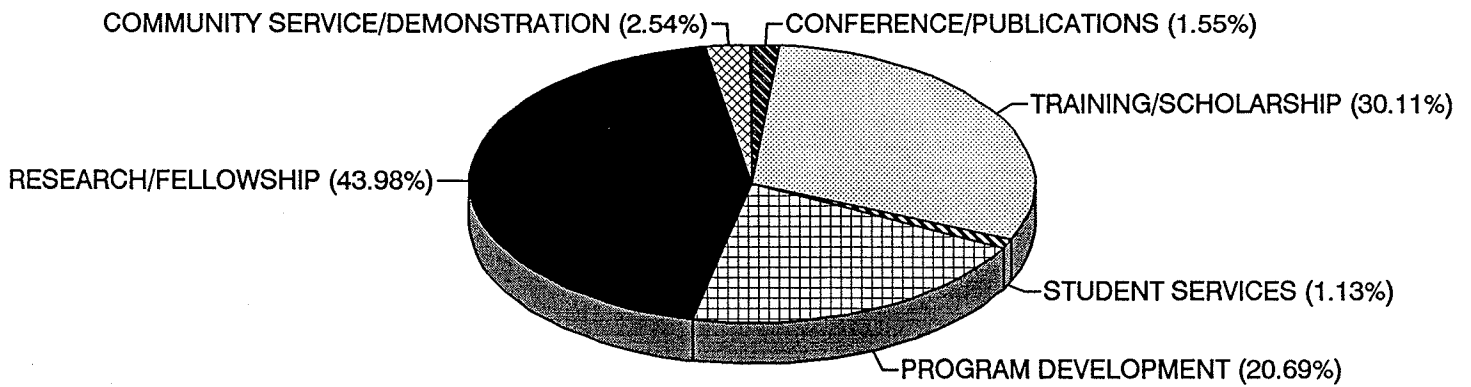
<i>SOURCE</i>	<i>NUMBER OF AWARDS</i>	<i>AMOUNT RECEIVED</i>	<i>PERCENTAGE OF NUMBER OF AWARDS</i>	<i>PERCENTAGE OF TOTAL DOLLARS</i>
FEDERAL	82	\$11,412,098	26.89%	50.70%
STATE	24	\$2,529,906	7.87%	11.24%
CITY	21	\$1,252,554	6.89%	5.56%
FOUNDATION	81	\$4,729,009	26.56%	21.01%
CORPORATION	11	\$289,635	3.61%	1.29%
NON-PROFIT	86	\$2,294,984	28.20%	10.20%
	---	-----	-----	-----
TOTAL	305	\$22,508,186	100.00%	100.00%

EXTERNAL AWARDS RECEIVED IN 1993: CLASSIFICATION BY PURPOSE

CLASSIFICATION	<i>Number of Awards</i>	<i>Amount Received</i>	<i>Percentage of Awards</i>	<i>Percentage of Amount</i>
RESEARCH	111	\$9,781,314	36.39%	43.46%
TRAINING	84	\$6,372,921	27.54%	28.31%
PROGRAM DEVELOPMENT	72	\$4,656,270	23.61%	20.69%
COMMUNITY SERVICE	8	\$463,615	2.62%	2.06%
SCHOLARSHIP	10	\$405,418	3.28%	1.80%
STUDENT SERVICES	1	\$253,990	0.33%	1.13%
DEMONSTRATION	2	\$108,000	0.66%	0.48%
FELLOWSHIP	2	\$116,730	0.66%	0.52%
CONFERENCE	8	\$135,285	2.62%	0.60%
PUBLICATION	7	\$214,643	2.30%	0.95%
	---	-----	-----	-----
TOTAL	305	\$22,508,186	100.0%	100.0%

CLASSIFICATION OF AWARDS BY PURPOSE

PERCENTAGE OF AMOUNT AWARDED - FY 1993



CLASSIFICATION OF AWARDS BY PURPOSE

	FY1984		FY1985		FY1986		FY1987		FY1988	
	No. of Projects	Amount Awarded	No. of Projects	Amount Awarded	No. of Projects	Amount Awarded	No. of Projects	Amount Awarded	No. of Projects	Amount Awarded
RESEARCH	52	\$3,025,579	50	\$3,447,517	65	\$4,919,285	91	\$5,192,671	91	\$5,340,623
TRAINING	24	\$2,264,967	22	\$1,900,778	30	\$2,778,637	51	\$2,854,057	80	\$3,675,559
COMMUNITY SERVICE	23	\$565,194	23	\$719,096	10	\$416,299	11	\$454,612	8	\$114,839
PROGRAM DEVELOPMENT	13	\$845,771	14	\$1,400,498	44	\$2,018,646	60	\$2,388,537	78	\$2,684,453
FELLOWSHIP	3	\$90,387	2	\$58,874	2	\$14,005	3	\$49,250	5	\$36,500
PUBLICATION	0	\$0	5	\$16,513	4	\$8,830	7	\$17,837	6	\$55,939
CONFERENCE	1	\$1,500	1	\$4,250	2	\$11,491	3	\$3,865	5	\$40,816
SCHOLARSHIP	5	\$182,580	8	\$338,715	9	\$323,059	9	\$319,966	13	\$292,001
STUDENT SERVICES	2	\$176,779	1	\$173,761	1	\$166,289	1	\$12,813	2	\$178,393
INSTITUTIONAL	0	\$0	0	\$0	5	\$50,604	4	\$228,725	2	\$516,302
DEMONSTRATION	0	\$0	1	\$9,562	1	\$24,000	0	\$0	0	\$0
EXHIBITION	0	\$0	0	\$0	1	\$1,500	0	\$0	0	\$0
MISCELLANEOUS	7	\$51,685	2	\$69,118	3	\$19,270	1	\$1,500	1	\$65,000
TOTALS	130	\$7,204,442	129	\$8,138,682	177	\$10,751,915	241	\$11,523,833	291	\$13,000,425

CLASSIFICATION OF AWARDS BY PURPOSE

	FY1989		FY1990		FY1991		FY1992		FY1993	
	No. of Projects	Amount Awarded	No. of Projects	Amount Awarded	No. of Projects	Amount Awarded	No. of Projects	Amount Awarded	No. of Projects	Amount Awarded
RESEARCH	103	\$6,004,923	108	\$6,869,557	112	\$7,815,463	99	\$8,607,599	111	\$9,781,314
TRAINING	79	\$3,754,064	78	\$4,687,084	80	\$5,598,032	85	\$5,273,711	84	\$6,372,921
COMMUNITY SERVICE	18	\$392,142	6	\$175,784	4	\$200,058	11	\$396,871	8	\$463,615
PROGRAM DEVELOPMENT	70	\$2,713,910	78	\$3,804,673	75	\$3,538,396	70	\$4,250,886	72	\$4,656,270
FELLOWSHIP	4	\$301,300	2	\$44,104	2	\$89,000	2	\$102,950	2	\$116,730
PUBLICATION	3	\$128,370	8	\$141,595	7	\$172,057	9	\$170,035	7	\$214,643
CONFERENCE	8	\$123,802	14	\$142,378	6	\$40,655	6	\$36,610	8	\$135,285
SCHOLARSHIP	9	\$521,359	11	\$296,991	8	\$208,616	12	\$194,314	10	\$405,418
STUDENT SERVICES	3	\$236,058	1	\$208,944	1	\$217,354	1	\$234,606	1	\$253,990
INSTITUTIONAL	3	\$304,415	5	\$143,486	5	\$144,499	6	\$159,012	0	\$0
DEMONSTRATION	0	\$0	0	\$0	0	\$0	1	\$74,861	2	\$108,000
EXHIBITION	0	\$0	0	\$0	0	\$0	0	\$0	0	\$0
MISCELLANEOUS	0	\$0	0	\$0	0	\$0	0	\$0	0	\$0
TOTALS	300	\$14,480,343	311	\$16,514,596	300	\$18,024,130	302	\$19,501,455	305	\$22,508,186

GRANTS AND CONTRACTS BY REGION

DIVISION/SCHOOL/ CENTER/OFFICE	FY1984		FY1985		FY1986		FY1987		FY1988	
	No. of Projects	Amount Awarded	No. of Projects	Amount Awarded	No. of Projects	Amount Awarded	No. of Projects	Amount Awarded	No. of Projects	Amount Awarded
HEALTH SCIENCES CENTER FOR AIDS, DRUGS AND COMMUNITY HEALTH CENTER FOR OCCUPATIONAL SAFETY AND HEALTH	3	\$97,233	8	\$314,059	12	\$981,289	18	\$455,773	31	\$939,601
HUMANITIES & ARTS	4	\$33,500	2	\$196,005	8	\$15,862	10	\$118,263	6	\$55,900
NURSING	5	\$766,454	5	\$717,838	5	\$658,760	8	\$520,253	8	\$595,486
PROGRAMS IN EDUCATION	14	\$998,372	10	\$867,643	15	\$1,193,536	24	\$1,461,604	39	\$2,233,358
SCIENCES & MATHEMATICS	44	\$2,374,189	35	\$2,611,168	43	\$3,771,726	61	\$4,526,516	50	\$3,814,389
SOCIAL SCIENCES	17	\$734,616	25	\$1,096,907	33	\$1,070,237	38	\$1,160,331	47	\$1,537,523
SOCIAL WORK	8	\$345,920	11	\$313,129	14	\$206,651	20	\$441,084	28	\$671,752
BROOKDALE CENTER ON AGING	18	\$1,081,210	16	\$1,276,488	24	\$2,345,300	34	\$2,328,686	52	\$2,080,308
CENTRO DE ESTUDIOS PUERTORRIQUENOS	5	\$213,162	7	\$120,001	9	\$159,853	15	\$214,589	15	\$129,447
OFFICES OF PRESIDENT AND PROVOST	8	\$344,757	6	\$412,563	9	\$147,451	4	\$171,852	6	\$700,927
OFFICE OF V.P. FOR ADMINISTRATION							2	\$13,874	1	\$16,302
OFFICE OF V.P. FOR STUDENT SERVICES	4	\$215,029	4	\$212,881	5	\$201,250	7	\$111,008	6	\$225,432
CENTER FOR STUDY OF FAMILY POLICY										
CENTER FOR MEDIA AND LEARNING (AMERICAN SOCIAL HISTORY PROJECT)										
TOTAL NUMBER OF AWARDS AND TOTAL DOLLARS	130	\$7,204,442	129	\$8,138,682	177	\$10,751,915	241	\$11,523,833	291	\$13,000,425

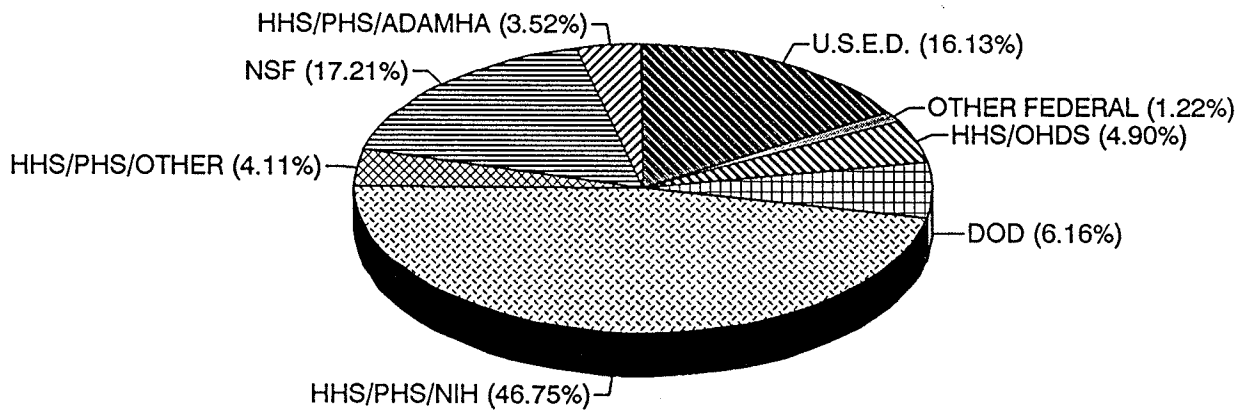
Note: The highest figure achieved in a single year by each region (i.e., division, school, center, or office) is highlighted.

GRANTS AND CONTRACTS BY REGION

DIVISION/SCHOOL/ CENTER/OFFICE	FY1989		FY1990		FY1991		FY1992		FY1993	
	No. of Projects	Amount Awarded	No. of Projects	Amount Awarded	No. of Projects	Amount Awarded	No. of Projects	Amount Awarded	No. of Projects	Amount Awarded
HEALTH SCIENCES	41	\$1,257,418	37	\$1,624,692	42	\$1,579,077	40	\$1,989,568	7	\$241,045
CENTER FOR AIDS, DRUGS AND COMMUNITY HEALTH									19	\$1,707,884
CENTER FOR OCCUPATIONAL SAFETY AND HEALTH									13	\$439,558
HUMANITIES & ARTS	4	\$129,220	3	\$11,090	2	\$5,500	1	\$2,500	1	\$5,715
NURSING	7	\$541,010	5	\$462,535	8	\$789,598	10	\$836,689	9	\$734,393
PROGRAMS IN EDUCATION	37	\$1,973,786	32	\$2,054,673	31	\$2,252,443	34	\$2,292,072	34	\$2,976,993
SCIENCES & MATHEMATICS	47	\$4,008,170	63	\$5,056,854	63	\$5,671,236	61	\$6,117,801	61	\$6,586,062
SOCIAL SCIENCES	47	\$1,685,613	46	\$1,518,711	41	\$1,890,016	36	\$1,480,178	41	\$2,084,302
SOCIAL WORK	34	\$1,163,776	21	\$1,007,445	21	\$1,485,135	26	\$1,496,720	26	\$1,648,378
BROOKDALE CENTER ON AGING	48	\$2,231,029	53	\$2,543,315	56	\$2,502,116	48	\$2,429,126	41	\$2,662,895
CENTRO DE ESTUDIOS PUERTORRIQUENOS	20	\$421,615	23	\$716,524	12	\$520,712	15	\$843,133	19	\$842,877
OFFICES OF PRESIDENT AND PROVOST	8	\$725,927	11	\$713,017	9	\$613,789	11	\$1,079,967	9	\$1,117,279
OFFICE OF V.P. FOR ADMINISTRATION	1	\$29,398								
OFFICE OF V.P. FOR STUDENT SERVICES	6	\$313,581	7	\$306,266	4	\$306,902	5	\$333,060	5	\$433,063
CENTER FOR STUDY OF FAMILY POLICY			6	\$394,474	10	\$396,606	12	\$467,291	15	\$774,199
CENTER FOR MEDIA AND LEARNING (AMERICAN SOCIAL HISTORY PROJECT)			4	\$105,000	1	\$11,000	3	\$83,350	5	\$253,633
TOTAL NUMBER OF AWARDS AND TOTAL DOLLARS	300	\$14,480,343	311	\$16,514,596	300	\$18,024,130	302	\$19,501,455	305	\$22,599,186

Note: The American Social History Project joined Hunter College in fiscal year 1990. Fiscal year 1993 marked the first full fiscal year for the Center for AIDS, Drugs, & Community Health and the Center for Occupational Safety & Health. Grants for the two centers were previously shown with the School of Health Sciences.

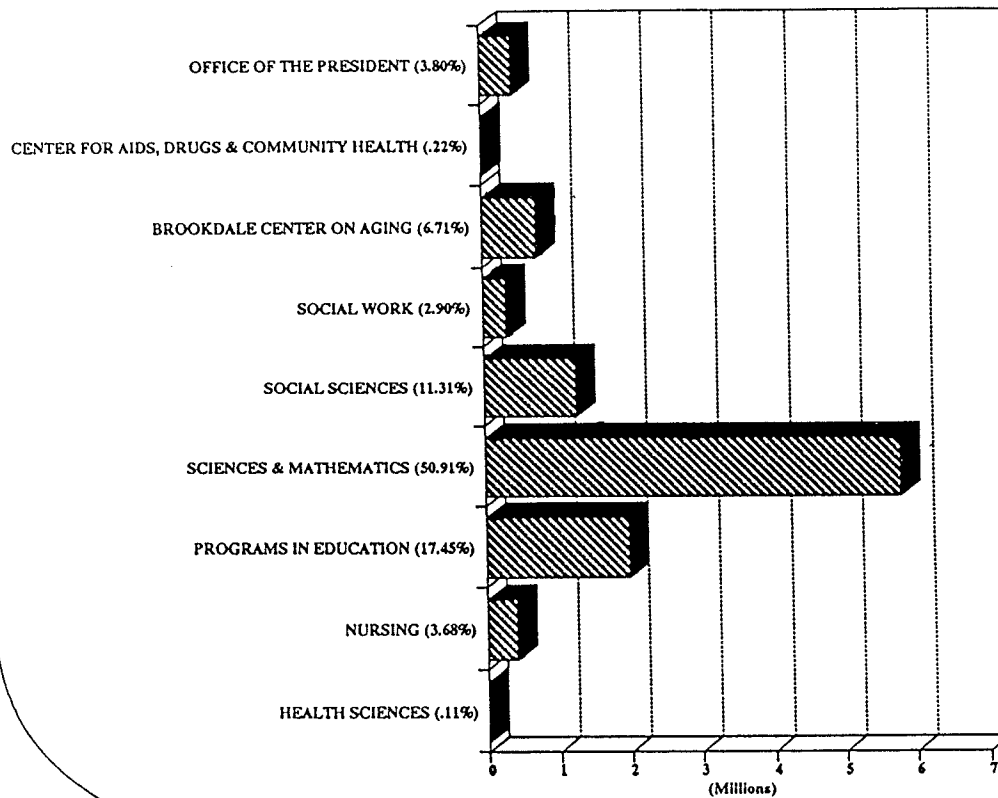
BREAKDOWN OF FEDERAL SUPPORT



BREAKDOWN OF FEDERAL SUPPORT - FY 1993

<i>Agency</i>	<i>Amount</i>	<i>Percentage of FY 1993 Federal Awards</i>	<i>% Change in Dollar Total from FY 1993</i>
HHS/PHS/NIH	\$5,334,876	46.75%	10.64%
HHS/PHS/ADAMHA	\$401,733	3.52%	-14.82%
HHS/PHS/OTHER	\$469,546	4.11%	-15.38%
HHS/OHDS	\$559,685	4.90%	24.42%
NSF	\$1,963,907	17.21%	52.42%
DOD	\$702,859	6.16%	103.33%
U.S.E.D.	\$1,840,568	16.13%	3.95%
OTHER FEDERAL	\$138,924	1.22%	-3.41%
TOTAL	\$11,412,098	100.00%	15.90%

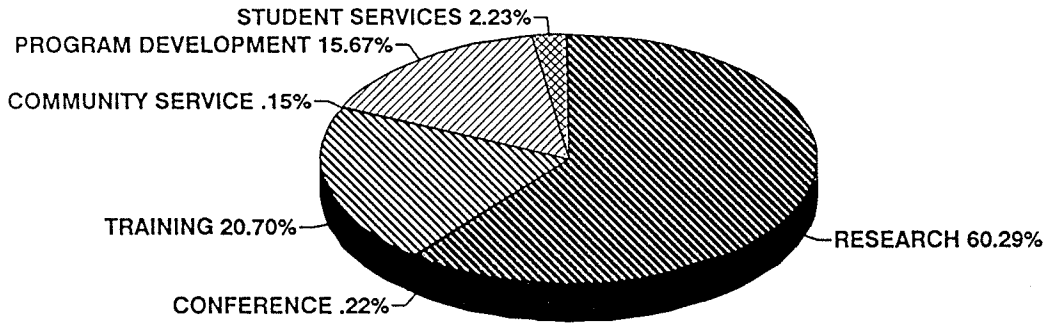
FEDERAL SUPPORT TO DIVISIONS, SCHOOLS, AND PROGRAMS - FISCAL YEAR 1993



FEDERAL SUPPORT TO DIVISIONS, SCHOOLS, & PROGRAMS

<i>Region</i>	<i>Federal Grants & Contracts</i>	<i>Percentage of Federal Support of Hunter Programs</i>
Health Sciences	\$12,000	0.11%
Nursing	\$419,747	3.68%
Programs in Education	\$1,991,128	17.45%
Sciences & Mathematics	\$5,809,567	50.91%
Social Sciences	\$1,291,200	11.31%
Social Work	\$331,206	2.90%
Brookdale Center on Aging	\$766,111	6.71%
Center for AIDS, Drugs & Community Health	\$25,035	0.22%
Office of the President	\$433,173	3.80%
Office of the Provost	\$62,017	0.54%
Office of Student Services	\$270,914	2.37%
Total	\$11,412,098	100.00%

PURPOSES OF FEDERAL SUPPORT
FISCAL YEAR 1993



PURPOSES OF FEDERAL SUPPORT -- Fiscal Year 1993

<i>Region</i>	<i>Federal Funds Awarded</i>	<i>Percentage of Federal Funds Awarded</i>
Research	\$6,879,994	60.29%
Training	\$2,362,186	20.70%
Program Development	\$1,787,884	15.67%
Student Services	\$253,990	2.23%
Community Service	\$16,924	0.15%
Conference	\$25,035	0.22%
Scholarship	\$86,085	0.75%
	----- \$11,412,098	100.00%

Section I-B:

INDIVIDUAL PROJECT LISTING

This section's 63 pages list the individual projects that comprised the awards sponsored by external sources during fiscal year 1993 (July 1, 1992-June 30, 1993). Also included are grants made directly to individuals (e.g., fellowships), but these figures are not included in the previous section's overall statistics on institutionally administered awards. In several cases, Hunter faculty have co-principal investigators at other institutions. When fiscal responsibility for an award lies with a colleagues's institution, CUNY collaborations are counted in the dollar total shown, and non-CUNY administered awards are listed but not counted.

Awards are arranged alphabetically by academic and administrative regions. Within that framework, awards are organized first by department and then by faculty member. Entries include the name of the funding agency and, when applicable, the agency identification number and remarks. Among other data shown are the Research Foundation account number and the award period. "Type" indicates whether the award is new, a continuation (non-competitive but contingent on sufficient progress having been demonstrated to warrant continued funding), a renewal (after competitive review of an on going project), or a supplement (additional funding to complete or extend the scope of the original project). When applicable, the "status" gives the length of the project in years and whether the agency has indicated its intention to continue funding on a non-competitive basis beyond the current period.

The projects are listed as follows:

<i>Academic Regions</i>	Page
School of Health Sciences	1
<i>Note:</i>	
<i>the Center for AIDS, Drugs, and Community Health and the Center for Occupational Safety and Health are listed separately under administrative regions</i>	
Division of Humanities and Arts	2
Department of Classical & Oriental Studies	2
Department of English	2
Department of Philosophy	2
School of Nursing	3

Division of Programs in Education	5
Department of Academic Skills	9
Campus Schools	5
Department of Curriculum & Teaching	6
Department of Educational Foundations and Counseling Programs	8
Department of Health and Physical Education	9
Department of Special Education	10
 Division of Sciences and Mathematics	 12
Department of Biological Sciences	14
Department of Chemistry	21
Department of Computer Science	25
Department of Geology & Geography	26
Department of Physics and Astronomy	28
 Division of Social Sciences	 30
Department of Anthropology	30
Department of Economics	32
Department of Political Science	32
Department of Psychology	34
Department of Urban Affairs and Planning	37
 School of Social Work	 39
 <i>Administrative Regions</i>	
Brookdale Center on Aging	43
Center for AIDS, Drugs and Community Health	49
Center for Media and Learning (American Social History Project)	52
Center for Occupational Safety and Health	53
Center for the Study of Family Policy	55
Centro de Estudios Puertorriquenos	58
Office of the President	61
Office of the Provost	62
Office of the Vice President for Student Services	63

HUNTER COLLEGE
OF THE
CITY UNIVERSITY OF NEW YORK

OFFICE OF RESEARCH ADMINISTRATION

AWARDS RECEIVED IN FISCAL YEAR 1993

PAGE NO. 1

PRINCIPAL INVESTIGATOR DEPARTMENT REGION	PROJECT TITLE FUNDING AGENCY AGENCY NUMBER	RF ACCOUNT NUMBER AWARD PERIOD TYPE AND STATUS	AMOUNT AWARDED
EDWARDS, JAN HEALTH SCIENCES	"SPEECH ENCODING AND SPECIFIC LANGUAGE IMPAIRMENT" EMERSON COLLEGE/NATIONAL INSTITUTES OF HEALTH 1 R01 DC00676-03	771731 09/01/92-08/31/93 Continuation 3rd of 3 years	\$ 66,608
HOLMES, EVERLENA HEALTH SCIENCES	"SCIENCE AND TECHNOLOGY ENTRY PROGRAM: CAREER EXPLORATIONS PROGRAM" NEW YORK STATE DEPARTMENT OF EDUCATION	551405 07/01/92-06/30/93 Continuation 8th of 8 years	\$ 43,263
HOLMES, EVERLENA HEALTH SCIENCES	"CAREER EXPLORATIONS PROGRAM" CON EDISON	771612 07/01/92-06/30/93 New	\$ 500
HOLMES, EVERLENA HEALTH SCIENCES	"STUDENT VOLUNTEER COMMUNITY SERVICE PROGRAM, A. PHILIP RANDOLPH HIGH SCHOOL" NEW YORK STATE EDUCATION DEPARTMENT	551440 09/06/92-06/30/93 New	\$ 22,434
KOTELCHUCK, DAVID HEALTH SCIENCES	"EDUCATIONAL RESOURCE CENTER: OCCUPATIONAL HYGIENE" MT. SINAI/NATL. INSTITUTE FOR OCCUP. SAFETY & HEALTH	771698 07/01/92-06/30/93 Renewal 14th of 16 years	\$ 86,240
KRASIOVSKY, GARY HEALTH SCIENCES	"UNDERGRADUATE STUDENT RESEARCHERS PROGRAM: UNDERREPRESENTED MINORITY FOCUS" NATIONAL AERONAUTICS AND SPACE ADMINISTRATION (STUDENT: RUTH ENRIQUEZ)	449535 10/01/92-09/30/93 New	\$ 12,000
AUERBACH, MARILYN & PETCHESKY, ROSALIND HEALTH SCIENCES/SOCIAL SCIENCES	"FOSTERING REPRODUCTIVE RIGHTS EDUCATION IN MEDICAL AND HEALTH SCHOOL CURRICULA" GENERAL SERVICE FOUNDATION	771706 07/01/92-06/30/93 New	\$ 10,000

07/14/93

HUNTER COLLEGE
OF THE
CITY UNIVERSITY OF NEW YORK

OFFICE OF RESEARCH ADMINISTRATION

AWARDS RECEIVED IN FISCAL YEAR 1993

PAGE NO. 2

PRINCIPAL INVESTIGATOR DEPARTMENT REGION	PROJECT TITLE FUNDING AGENCY AGENCY NUMBER	RF ACCOUNT NUMBER AWARD PERIOD TYPE AND STATUS	AMOUNT AWARDED
ROTROFF, SUSAN CLASSICAL & ORIENTAL STUDIES HUMANITIES & ARTS	"MAC ARTHUR FELLOW" MAC ARTHUR FOUNDATION (\$250,000 FELLOWSHIP OVER FIVE YEARS)	09/01/89-08/31/93 Continuation 5th of 5 years	NA
DANZIGER, MARLIES ENGLISH HUMANITIES & ARTS	"WARNOCK FELLOWSHIP - WITH THE YALE EDITIONS OF THE PRIVATE PAPERS OF JAMES BOSWELL" YALE UNIVERSITY LIBRARY	06/01/93-08/31/94 New	NA
JOHNSON, HARRIET ENGLISH HUMANITIES & ARTS	"MULTI-SITE POWER PLANT WORKPLACE COMMUNICATIONS SKILLS PROGRAM" NEW YORK STATE OFFICE OF MENTAL HEALTH	773797 02/01/93-05/31/93 New	\$ 5,715
MC BRIDE, REGINA ENGLISH HUMANITIES & ARTS	"FELLOWSHIP FOR CREATIVE WRITER: POETRY" NATIONAL ENDOWMENT FOR THE ARTS (FELLOWSHIP OF \$20,000)	06/01/93-05/31/94 New	NA
LANDESMAN, CHARLES PHILOSOPHY HUMANITIES & ARTS	"LECTURING AT BEN GURION IN BEERSHEVA, ISRAEL" COUNCIL FOR INTERNATIONAL EXCHANGE OF SCHOLARS (FULBRIGHT FELLOWSHIP)	09/01/92-07/31/93 New	NA

HUNTER COLLEGE
OF THE
CITY UNIVERSITY OF NEW YORK

OFFICE OF RESEARCH ADMINISTRATION

AWARDS RECEIVED IN FISCAL YEAR 1993

PAGE NO. 3

PRINCIPAL INVESTIGATOR DEPARTMENT REGION	PROJECT TITLE FUNDING AGENCY AGENCY NUMBER	RF ACCOUNT NUMBER AWARD PERIOD TYPE AND STATUS	AMOUNT AWARDED
GIOIELLA, EVELYNN NURSING	"PROFESSIONAL NURSE TRAINEESHIP PROGRAM" PHS/NIH/DIVISION OF NURSING 2 A11 NU00220-17	443255 07/01/92-06/30/93 Renewal 17th of 17 years	\$ 43,403
GIOIELLA, EVELYNN NURSING	"HUNTER-BELLEVUE NURSING FUND" NEW YORK COMMUNITY TRUST	771544 09/01/92-08/31/93 Renewal 13th of 13 years	\$ 127,000
GIOIELLA, EVELYNN NURSING	"NURSING SCHOLARSHIPS, TUTORING AND LIBRARY SUPPORT" LOUIS AND RACHEL RUDIN FOUNDATION	HCB 5-21449 07/01/92-06/30/93 Renewal	\$ 40,000
GIOIELLA, EVELYNN NURSING	"SCHOLARSHIPS FOR DISADVANTAGED STUDENTS" PHS/HEALTH RESEARCH AND SERVICES ADMINISTRATION	443290 07/01/92-06/30/93 Renewal 2nd of 2 years	\$ 38,085
GIOIELLA, EVELYNN & NEVILLE, SUSAN NURSING	"A PATH TO NURSING EXCELLENCE" NYC HEALTH & HOSPITALS CORPORATION/BELLEVUE HOSPITAL	771843 02/01/93-05/31/94 Continuation 2nd of 4 years	\$ 27,646

HUNTER COLLEGE
OF THE
CITY UNIVERSITY OF NEW YORK

OFFICE OF RESEARCH ADMINISTRATION

AWARDS RECEIVED IN FISCAL YEAR 1993

PAGE NO. 4

PRINCIPAL INVESTIGATOR DEPARTMENT REGION	PROJECT TITLE FUNDING AGENCY AGENCY NUMBER	RF ACCOUNT NUMBER AWARD PERIOD TYPE AND STATUS	AMOUNT AWARDED
HOFFMAN, JOANNA NURSING	"STUDENT NURSE RECRUITMENT PROJECT" AARON DIAMOND FOUNDATION	771587 11/01/92-10/31/93 New 2nd of 3 years	\$ 100,000
HOFFMAN, JOANNA NURSING	"STUDENT NURSE RECRUITMENT PROJECT" AARON DIAMOND FOUNDATION	771649 02/01/93-01/31/94 New 1st of 2 years	\$ 20,000
LUNNEY, MARGARET NURSING	"COMMUNITY HEALTH NURSING MASTER OF SCIENCE DEGREE" PHS/NIH/DIVISION OF NURSING 1 D23 NU00967-02	443284 08/01/92-07/31/93 Continuation 2nd of 3 years	\$ 199,663
NOKES, KATHLEEN NURSING	"SUBSPECIALIZATION IN NURSING OF CLIENTS WITH HIV/AIDS" PHS/NIH/DIVISION OF NURSING 5 D23 NU00904-03	443283 08/01/92-07/31/93 Continuation 3rd of 3 years	\$ 138,596

HUNTER COLLEGE
OF THE
CITY UNIVERSITY OF NEW YORK

OFFICE OF RESEARCH ADMINISTRATION

AWARDS RECEIVED IN FISCAL YEAR 1993

PAGE NO. 5

PRINCIPAL INVESTIGATOR DEPARTMENT REGION	PROJECT TITLE FUNDING AGENCY AGENCY NUMBER	RF ACCOUNT NUMBER AWARD PERIOD TYPE AND STATUS	AMOUNT AWARDED
SCOTT, HUGH & FERNANDEZ, D./GRAVES, S. ACADEMIC DEAN PROGRAMS IN EDUCATION	"PATHWAYS TO TEACHING PROGRAM" DEWITT WALLACE - READER'S DIGEST FUND	771602 12/01/92-11/30/93 Continuation 2nd of 4 years	\$ 195,000
SCOTT, HUGH & WILLIAMS, BRUCE ACADEMIC DEAN/CURR. & TCHG. PROGRAMS IN EDUCATION	"BLACK SUPERINTENDENTS' CONFERENCE" WILLIAM PENN FOUNDATION 11192	771726 07/01/92-12/31/93 New	\$ 20,000
SCOTT, HUGH & WILLIAMS, BRUCE ACADEMIC DEAN/CURR. & TCHG. PROGRAMS IN EDUCATION	"BLACK SUPERINTENDENTS' CONFERENCE" INTERNATIONAL BUSINESS MACHINES (IN-KIND: USE OF CONFERENCE FACILITIES)	07/01/92-06/30/93 New	\$ 18,500
SCOTT, HUGH & WILLIAMS, BRUCE ACADEMIC DEAN/CURR. & TCHG. PROGRAMS IN EDUCATION	"BLACK SUPERINTENDENTS' CONFERENCE" ROCKEFELLER FOUNDATION GA SR 9210	771728 07/01/92-12/31/93 New	\$ 48,000
SUBOTNIK, RENA & MISERANDINO, ANTHONY B. INTERDISCIPLINARY PROGRAMS IN EDUCATION	"DISCOVERY AND NURTURANCE OF SCIENTIFIC AND MATHEMATICAL TALENT IN ADOLESCENTS: A SCHOOL-COLLEGE COLLABORATION" U. S. EDUCATION DEPARTMENT R206100567-92 (R.SUBOTNIK, EDUCATIONAL FOUNDATIONS; A.MISERANDINO, PRINCIPAL, HIGH SCHOOL)	445568 01/01/93-12/31/93 Continuation 3rd of 3 years	\$ 126,180

