



HUNTER COLLEGE

Annual Report of Grants and Contracts

July 1, 1991 through June 30, 1992



OPENING REMARKS

In recent years, all of us at Hunter College and throughout the City University of New York have had to cope with a myriad of problems. Consecutive years of multi-million dollar budget cuts, the stress of tuition increases on the student population, and the early retirement of many of our colleagues have been among the challenges with which we have been faced.

One of the bright spots in these troubled days is the ambition and imagination demonstrated by many of our faculty and staff in diligently pursuing grants and contracts. For the ninth successive year, awards to Hunter College have risen. The \$19.5 million level achieved in the recently concluded fiscal year is 8.2% more than in the previous year.

Some highlights of the past year:

Federal awards increased to \$9.8 million in fiscal year 1992 - a 9.6% increase from 1991 and 26% from 1990.

Awards from foundations jumped by almost \$1 million.


Support of research projects rose to \$8.6 million -- an increase of 10%.

The faculty of the Divisions of Sciences and Mathematics and Programs in Education, and the Schools of Health Sciences (including the new Center for AIDS, Drugs, and Community Health and the Center for Occupational Health and Safety), Nursing and Social Work exceeded previous highest dollar levels for a year.

The staff of the Center for Puerto Rican Studies and the Center for the Study of Family Policy also achieved new marks for their areas.

Government agencies, foundations, corporations and other nonprofit organizations continue to reward the efforts of faculty and staff. This is a tribute to the expertise and dedication of those who write the proposals and conduct the projects. Externally supported projects are vital to the quality of academic life at Hunter.

I congratulate all who had a part in setting this new record for Hunter.


Laura Struminger
Provost



A Note from the Director


The success of Hunter faculty and staff in obtaining grants and contracts continued during fiscal year 1992.

Our awards from State and City agencies dropped as these agencies experienced some of the same drops in tax-levy support as did the City University. Nonprofit organizations with which we have had long relationships also felt the pressure of the recession, and this translated into less money being available for collaborative programs. Offsetting these small losses of funding was a surge in federal, foundation and corporate grants.

The opening section of this report gives the statistical history of Hunter's awards over the last decade, a period in which grant and contract awards have tripled. Awardees are recognized in the list of all the funded projects. Later sections of the report list a host of other awards, amounting to more than a half-million dollars, administered by both the Research Foundation and Hunter College, as well as fellowships awarded directly to faculty members.

You will find that these faculty and staff exhibit a keen sense of commitment to their own development, to their chosen disciplines, and to their students. The awardees have the perserverance to surmount many obstacles -- beginning with the lack of tax-levy funding and including a multitude of regulations and requirements.

The Office of Research Administration is pleased to submit this report as a record of successful grant writing by Hunter College personnel.


Robert J. Buckley
Director

August, 1992

TABLE OF CONTENTS

Part I	Funding for Sponsored Projects	
	Section I-A.	Overview of External Funding (green pages)
	Section I-B.	Individual Project Listing (ivory pages)
	Section I-C.	Proposal Submissions (salmon pages)
Part II	Internal Funding of Projects	
	Section II-A.	PSC-CUNY Research Award Program (blue pages)
	Section II-B	Other Internal Support (cherry pages)
Part III	Overall Summary of Project Support	(canary pages)

Part I: FUNDING FOR SPONSORED PROJECTS -- Summary of
Grants and Contracts from External Sources

This part is divided into three sections:

Section I-A Overview of External Funding

Section 1-B Individual Project Listing

Section I-C Proposal Submissions

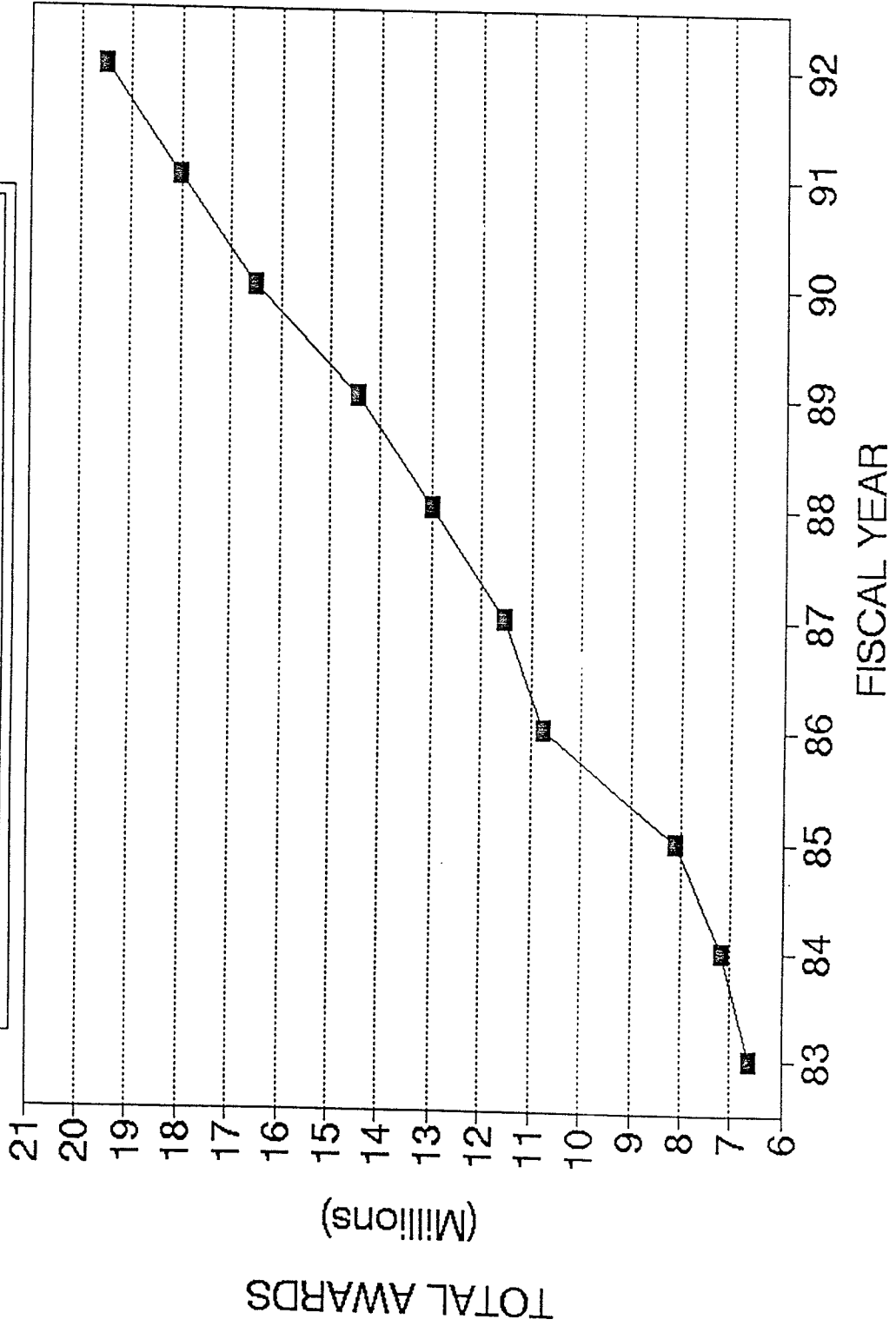
Section I-A OVERVIEW OF EXTERNAL FUNDING

This section contains statistical information on grants and contracts from external sources, i.e., agencies of Federal, State, and City governments, foundation, corporations, and non-profit organizations. For the sake of making comparisons, figures are given for the ten-year period beginning July 1, 1982.

For statistical purposes, although the Minority Biomedical Research Support and Biomedical Research Support grants are awarded for "sub-projects" to faculty members from four departments in two academic regions (Divisions of Sciences and Mathematics and Social Sciences), the grants are included only once in each division's project count.

ANNUAL AWARDS

DOLLAR VOLUME

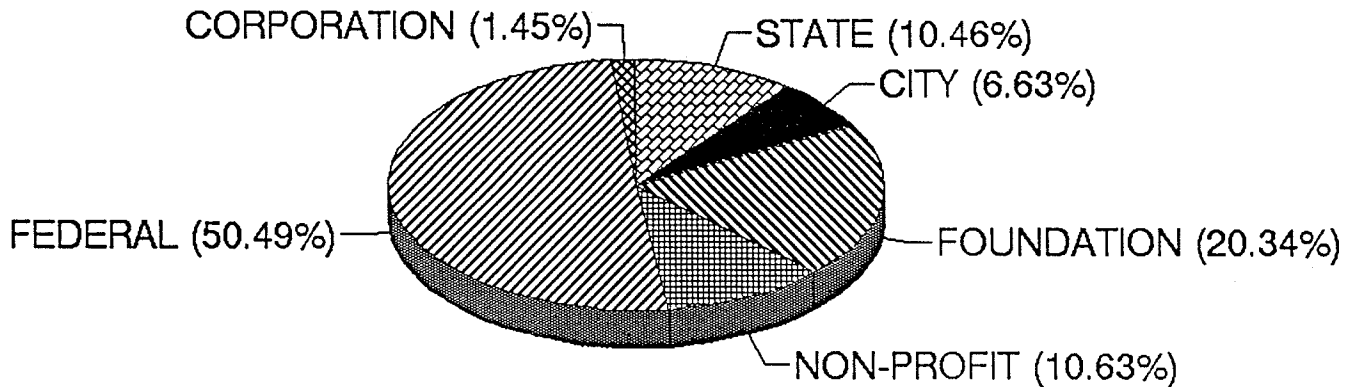


NUMBER OF AWARDS AND TOTAL DOLLAR VOLUME BY SOURCE OF FUNDS

FISCAL YEAR	FEDERAL AWARDS	NY STATE AWARDS	NY CITY AWARDS	NON-PROFIT ORGANIZATIONS	FOUNDATIONS	CORPORATIONS	TOTAL AWARDS
83	\$4,393,499	\$479,458	\$17,972	\$544,650	\$1,026,640	\$198,000	\$6,660,219
84	\$4,539,785	\$714,232	\$2,000	\$756,266	\$1,124,409	\$67,750	\$7,204,442
85	\$5,433,797	\$757,899	\$20,112	\$700,662	\$1,110,652	\$115,560	\$8,138,682
86	\$6,924,044	\$1,454,289	\$99,644	\$862,366	\$1,263,989	\$147,583	\$10,751,915
87	\$6,952,011	\$1,004,615	\$246,955	\$1,229,537	\$1,643,571	\$447,144	\$11,523,833
88	\$7,761,673	\$1,312,767	\$291,723	\$972,960	\$2,341,102	\$320,200	\$13,000,425
89	\$7,645,072	\$1,515,104	\$488,584	\$1,679,230	\$2,652,551	\$499,802	\$14,480,343
90	\$7,791,774	\$2,204,517	\$966,185	\$2,209,503	\$2,763,662	\$578,955	\$16,514,596
91	\$8,983,183	\$2,170,734	\$1,311,503	\$2,372,880	\$2,976,730	\$209,100	\$18,024,130
92	\$9,846,693	\$2,039,645	\$1,293,735	\$2,072,802	\$3,966,290	\$282,290	\$19,501,455

COMPARISON OF SOURCES

PERCENTAGE OF AMOUNT AWARDED - FY 1992



AWARDS RECEIVED IN 1992: COMPARISON OF SOURCES

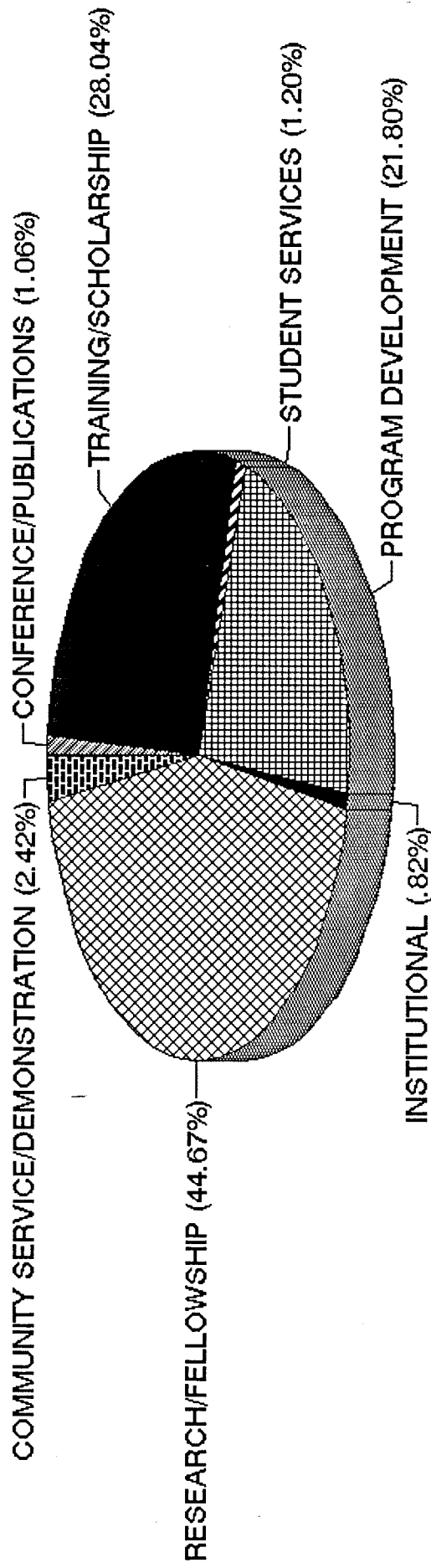
SOURCE	NUMBER OF AWARDS	AMOUNT RECEIVED	PERCENTAGE OF NUMBER OF AWARDS	PERCENTAGE OF TOTAL DOLLARS
FEDERAL	78	\$9,846,693	25.83%	50.49%
STATE	23	\$2,039,645	7.62%	10.46%
CITY	19	\$1,293,735	6.29%	6.63%
FOUNDATION	84	\$3,966,290	27.81%	20.34%
CORPORATION	10	\$282,290	3.31%	1.45%
NON-PROFIT	88	\$2,072,802	29.14%	10.63%
TOTAL	302	\$19,501,455	100.00%	100.00%

EXTERNAL AWARDS RECEIVED IN 1992: CLASSIFICATION BY PURPOSE

CLASS	NUMBER OF AWARDS	AMOUNT RECEIVED	PERCENTAGE OF AWARDS	PERCENTAGE OF AMOUNT
RESEARCH	99	\$8,607,599	32.78%	44.14%
TRAINING	85	\$5,273,711	28.15%	27.04%
PROGRAM DEVELOPMENT	70	\$4,250,886	23.18%	21.80%
COMMUNITY SERVICE	11	\$396,871	3.64%	2.04%
SCHOLARSHIP	12	\$194,314	3.97%	1.00%
STUDENT SERVICES	1	\$234,606	0.33%	1.20%
INSTITUTIONAL	6	\$159,012	1.99%	0.82%
DEMONSTRATION	1	\$74,861	0.33%	0.38%
FELLOWSHIP	2	\$102,950	0.66%	0.53%
CONFERENCE	6	\$36,610	1.99%	0.19%
PUBLICATION	9	\$170,035	2.98%	0.87%
EXHIBITION	0	\$0	0.00%	0.00%
MISCELLANEOUS	0	\$0	0.00%	0.00%
TOTAL	302	\$19,501,455	100.00%	100.00%

CLASSIFICATION OF AWARDS BY PURPOSE

PERCENTAGE OF AMOUNT AWARDED - FY 1992



CLASSIFICATION OF AWARDS BY PURPOSE

EXTERNAL FUNDING

FY1983-FY1987

(NUMBER OF AWARDS AND AMOUNT)

	FY1983	FY1984	FY1985	FY1986	FY1987
RESEARCH	56 \$3,131,035	52 \$3,025,579	50 \$3,447,517	65 \$4,919,285	91 \$5,192,671
TRAINING	27 \$1,757,586	24 \$2,264,967	22 \$1,900,778	30 \$2,778,637	51 \$2,854,057
COMMUNITY SERVICE	23 \$554,492	23 \$565,194	23 \$719,096	10 \$416,299	11 \$454,612
PROGRAM DEVELOPMENT	13 \$916,205	13 \$845,771	14 \$1,400,498	44 \$2,018,646	60 \$2,388,537
FELLOWSHIP	0 \$0	3 \$90,387	2 \$58,874	2 \$14,005	3 \$49,250
PUBLICATION	0 \$0	0 \$0	5 \$16,513	4 \$8,830	7 \$17,837
CONFERENCE	4 \$26,192	1 \$1,500	1 \$4,250	2 \$11,491	3 \$3,865
SCHOLARSHIP	0 \$0	5 \$182,580	8 \$338,715	9 \$323,059	9 \$319,966
STUDENT SERVICES	2 \$166,993	2 \$176,779	1 \$173,761	1 \$166,289	1 \$12,813
INSTITUTIONAL	4 \$22,090	0 \$0	0 \$0	5 \$50,604	4 \$228,725
DEMONSTRATION	0 \$0	0 \$0	1 \$9,562	1 \$24,000	0 \$0
EXHIBITION	0 \$0	0 \$0	0 \$0	1 \$1,500	0 \$0
MISCELLANEOUS	4 \$85,625	7 \$51,685	2 \$69,118	3 \$19,270	1 \$1,500
TOTALS	133 \$6,660,218	130 \$7,204,442	129 \$8,138,682	177 \$10,751,915	241 \$11,523,833

CLASSIFICATION OF AWARDS BY PURPOSE

EXTERNAL FUNDING

FY1987-FY1991

(NUMBER OF AWARDS AND AMOUNT)

	FY1988	FY1989	FY1990	FY1991	FY1992
RESEARCH	91 \$5,340,623	103 \$6,004,923	108 \$6,869,557	112 \$7,815,463	99 \$8,607,599
TRAINING	80 \$3,675,559	79 \$3,754,064	78 \$4,687,084	80 \$5,598,032	85 \$5,273,711
COMMUNITY SERVICE	8 \$114,839	18 \$392,142	6 \$175,784	4 \$200,058	11 \$396,871
PROGRAM DEVELOPMENT	78 \$2,684,453	70 \$2,713,910	78 \$3,804,673	75 \$3,538,396	70 \$4,250,886
FELLOWSHIP	5 \$36,500	4 \$301,300	2 \$44,104	2 \$89,000	2 \$102,950
PUBLICATION	6 \$55,939	3 \$128,370	8 \$141,595	7 \$172,057	9 \$170,035
CONFERENCE	5 \$40,816	8 \$123,802	14 \$142,378	6 \$40,655	6 \$36,610
SCHOLARSHIP	13 \$292,001	9 \$521,359	11 \$296,991	8 \$208,616	12 \$194,314
STUDENT SERVICES	2 \$178,393	3 \$236,058	1 \$208,944	1 \$217,354	1 \$234,606
INSTITUTIONAL	2 \$516,302	3 \$304,415	5 \$143,486	5 \$144,499	6 \$159,012
DEMONSTRATION	0 \$0	0 \$0	0 \$0	0 \$0	1 \$74,861
EXHIBITION	0 \$0	0 \$0	0 \$0	0 \$0	0 \$0
MISCELLANEOUS	1 \$65,000	0 \$0	0 \$0	0 \$0	0 \$0
TOTALS	291 \$13,000,425	300 \$14,480,343	311 \$16,514,596	300 \$18,024,130	302 \$19,501,455

GRANTS AND CONTRACTS BY REGION

EXTERNAL SOURCES - FISCAL YEARS 1983-1987

(NUMBER OF AWARDS AND TOTAL DOLLARS)

	FY1983	FY1984	FY1985	FY1986	FY1987					
HEALTH SCIENCES	5	\$143,286	3	\$97,233	8	\$314,059	12	\$981,289	18	\$455,773
HUMANITIES & ARTS	8	\$45,926	4	\$33,500	2	\$196,005	8	\$15,862	10	\$118,263
NURSING	4	\$611,746	5	\$766,454	5	\$717,838	5	\$658,760	8	\$520,253
PROGRAMS IN EDUCATION	9	\$632,978	14	\$998,372	10	\$867,643	15	\$1,193,536	24	\$1,461,604
SCIENCES & MATHEMATICS	39	\$2,343,020	44	\$2,374,189	35	\$2,611,168	43	\$3,771,726	61	\$4,526,516
SOCIAL SCIENCES	24	\$1,030,489	17	\$734,616	25	\$1,096,907	33	\$1,070,237	38	\$1,160,331
SOCIAL WORK	5	\$239,285	8	\$345,920	11	\$313,129	14	\$206,651	20	\$441,084
BROOKDALE CENTER ON AGING	21	\$749,324	18	\$1,081,210	16	\$1,276,488	24	\$2,345,300	34	\$2,328,686
CENTRO DE ESTUDIOS PUERTORRIQUENOS	8	\$269,982	5	\$213,162	7	\$120,001	9	\$159,853	15	\$214,589
OFFICE OF THE PRESIDENT AND THE PROVOST	5	\$383,690	8	\$344,757	6	\$412,563	9	\$147,451	4	\$171,852
OFFICE OF THE VICE PRESIDENT FOR ADMINISTRATION	1	\$1,000							2	\$13,874
OFFICE OF THE VICE PRESIDENT FOR STUDENT SERVICES	4	\$209,493	4	\$215,029	4	\$212,881	5	\$201,250	7	\$111,008
SENATE										
CENTER FOR STUDY OF FAMILY POLICY										
AMERICAN HISTORY PROJECT										
TOTAL NUMBER OF AWARDS AND TOTAL DOLLARS	133	\$6,660,219	130	\$7,204,442	129	\$8,138,682	177	\$10,751,915	241	\$11,523,833

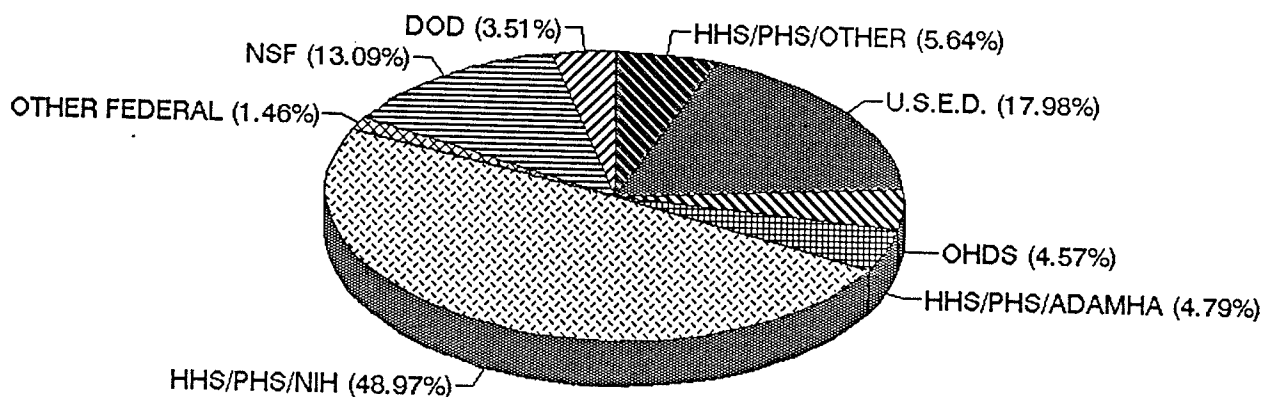
GRANTS AND CONTRACTS BY REGION

EXTERNAL SOURCES - FISCAL YEARS 1988-1992

(NUMBER OF AWARDS AND TOTAL DOLLARS)

	FY1988	FY1989	FY1990	FY1991	FY1992					
HEALTH SCIENCES	31	\$939,601	41	\$1,257,418	37	\$1,624,692	42	\$1,579,077	40	\$1,989,568
HUMANITIES & ARTS	8	\$55,900	4	\$129,220	3	\$11,090	2	\$5,500	1	\$2,500
NURSING	8	\$595,486	7	\$541,010	5	\$462,535	8	\$789,598	10	\$886,689
PROGRAMS IN EDUCATION	39	\$2,233,358	37	\$1,973,786	32	\$2,054,673	31	\$2,252,443	34	\$2,292,072
SCIENCES & MATHEMATICS	50	\$3,814,389	47	\$4,008,170	63	\$5,056,854	63	\$5,671,236	61	\$6,117,801
SOCIAL SCIENCES	47	\$1,537,523	47	\$1,685,613	46	\$1,518,711	41	\$1,890,016	36	\$1,480,178
SOCIAL WORK	28	\$671,752	34	\$1,163,776	21	\$1,007,445	21	\$1,485,135	26	\$1,496,720
BROOKDALE CENTER ON AGING	52	\$2,080,308	48	\$2,231,029	53	\$2,543,315	56	\$2,502,116	48	\$2,429,126
CENTRO DE ESTUDIOS PUERTORRIQUENOS	15	\$129,447	20	\$421,615	23	\$716,524	12	\$520,712	15	\$843,133
OFFICE OF THE PRESIDENT AND THE PROVOST	6	\$700,927	8	\$725,927	11	\$713,017	9	\$613,789	11	\$1,079,967
OFFICE OF THE VICE PRESIDENT FOR ADMINISTRATION	1	\$16,302	1	\$29,198						
OFFICE OF THE VICE PRESIDENT FOR STUDENT SERVICES	6	\$225,432	6	\$313,581	7	\$306,266	4	\$306,902	5	\$333,060
SENATE										
CENTER FOR STUDY OF FAMILY POLICY					6	\$394,474	10	\$396,606	12	\$467,291
AMERICAN HISTORY PROJECT					4	\$105,000	1	\$11,000	3	\$83,350
TOTAL NUMBER OF AWARDS AND TOTAL DOLLARS	291	\$13,000,425	300	\$14,480,343	311	\$16,514,596	300	\$18,024,130	302	\$19,501,455

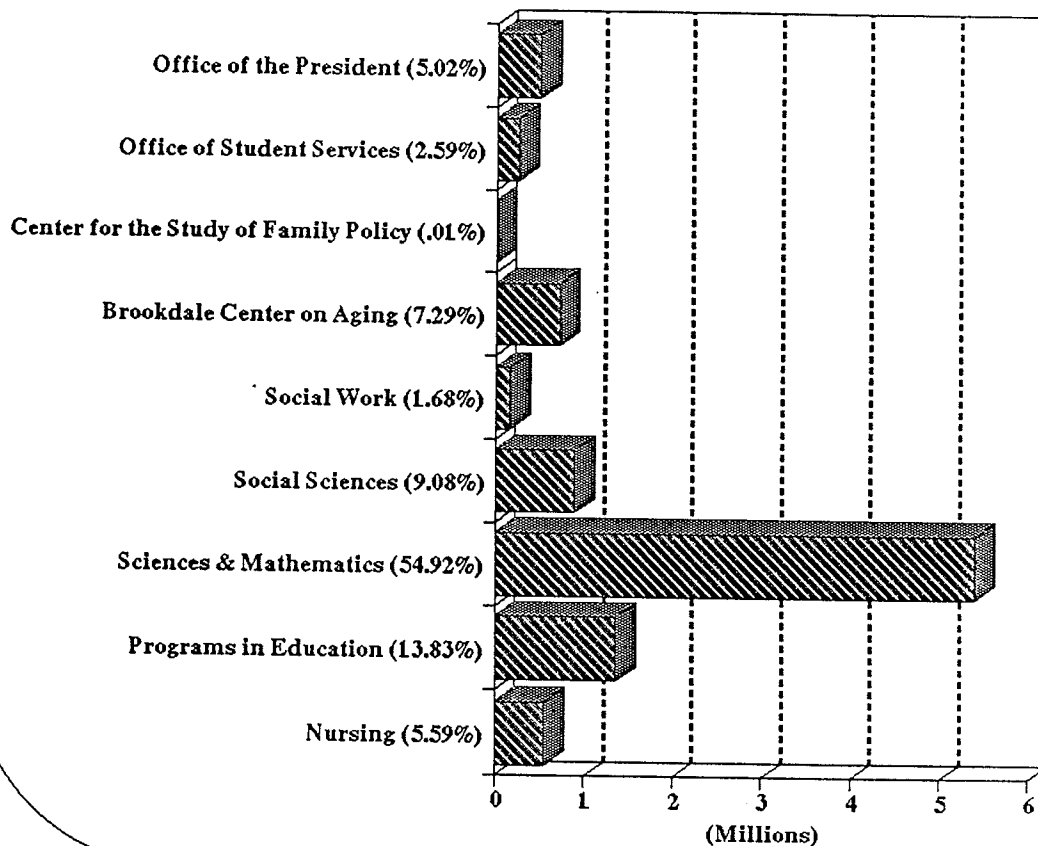
BREAKDOWN OF FEDERAL SUPPORT



BREAKDOWN OF FEDERAL SUPPORT - FY 1992

AGENCY	AMOUNT	PERCENTAGE OF FY 1992 FEDERAL AWARDS	% CHANGE IN DOLLAR TOTAL FROM FY 1991
HHS/PHS/NIH	\$4,821,663	48.97%	10.70%
HHS/PHS/ADAMHA	\$471,639	4.79%	11.69%
HHS/PHS/OTHER	\$554,879	5.64%	-31.25%
HHS/OHDS	\$449,843	4.57%	38.52%
NSF	\$1,288,512	13.09%	47.52%
DOD	\$345,668	3.51%	143.83%
U.S.E.D.	\$1,770,661	17.98%	-1.33%
D.O.E.	\$0	0.00%	-100.00%
OTHER FEDERAL	\$143,828	1.46%	-9.52%
TOTAL	\$9,846,693	100.00%	9.61%

FEDERAL SUPPORT TO DIVISIONS, SCHOOLS, AND PROGRAMS - FISCAL YEAR 1992

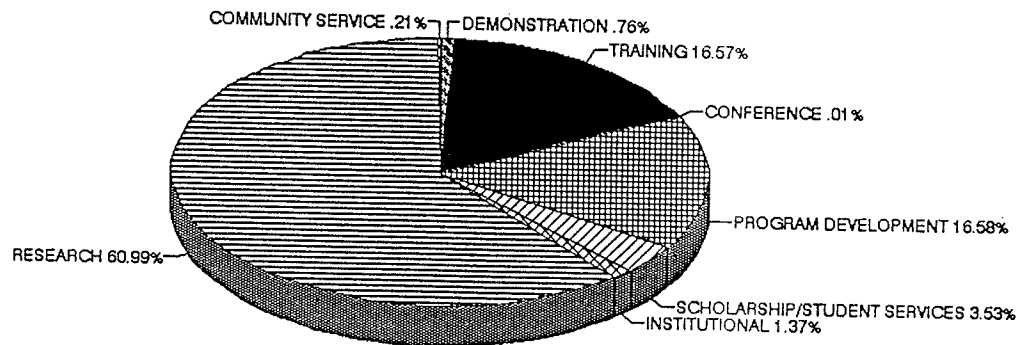


FEDERAL SUPPORT TO DIVISIONS, SCHOOLS, & PROGRAMS -- Fiscal Year 1992

	Federal Grants & Contracts	Percentage of Federal Support of Hunter Programs
Nursing	\$550,295	5.59%
Programs in Education	\$1,361,945	13.83%
Sciences & Mathematics	\$5,407,874	54.92%
Social Sciences	\$894,178	9.08%
Social Work	\$165,000	1.68%
Brookdale Center on Aging	\$717,426	7.29%
Center for the Study of Family Policy	\$390	0.00%
Office of the President	\$494,670	5.02%
Office of Student Services	\$254,915	2.59%
Total	\$9,846,693	100.00%

PURPOSES OF FEDERAL SUPPORT

FISCAL YEAR 1992



PURPOSES OF FEDERAL SUPPORT -- Fiscal Year 1992

	Federal Funds Awarded	Percentage of Federal Funds Awarded
Research	\$6,005,022	60.99%
Training	\$1,631,332	16.57%
Program Development	\$1,632,591	16.58%
Student Services	\$234,606	2.38%
Community Service	\$20,309	0.21%
Conference	\$390	0.00%
Scholarship	\$113,103	1.15%
Institutional	\$134,479	1.37%
Demonstration	\$74,861	0.76%
	----- \$9,846,693	100.00%

Section I-B:

INDIVIDUAL PROJECT LISTING

This section's 58 pages list the individual projects that comprised the awards sponsored by external sources during fiscal year 1992 (July 1, 1991-June 30, 1992). Also included are grants made directly to individuals (e.g., fellowships), but these figures are not included in the previous section's overall statistics on institutionally administered awards. In several cases, Hunter faculty have co-principal investigators at other institutions. When fiscal responsibility for an award lies with a colleagues's institution, CUNY collaborations are counted in the dollar total shown, and non-CUNY administered awards are listed but not counted.

Awards are arranged alphabetically by academic and administrative regions. Within that framework, awards are organized first by department and then by faculty member. Entries include the name of the funding agency and, when applicable, the agency identification number and remarks. Among other data shown are the Research Foundation account number and the award period. "Type" indicates whether the award is new, a continuation (non-competitive but contingent on sufficient progress having been demonstrated to warrant continued funding), a renewal (after competitive review of an on going project), or a supplement (additional funding to complete or extend the scope of the original project). When applicable, the "status" gives the length of the project in years and whether the agency has indicated its intention to continue funding on a non-competitive basis beyond the current period.

The projects are listed as follows:

Academic Regions	Page
School of Health Sciences (including Center for AIDS, Drugs, and Community Health and Center for Occupational Safety and Health)	1
Division of Humanities and Arts	7
Department of Classical & Oriental Studies	7
Department of German	7
School of Nursing	8

Division of Programs in Education	10
Department of Academic Skills	10
Campus Schools	10
Department of Educational Foundations and Counseling Programs	14
Department of Health and Physical Education	14
Department of Special Education	15
Division of Sciences and Mathematics	17
Department of Biological Sciences	18
Department of Chemistry	23
Department of Computer Science	27
Department of Geology & Geography	28
Department of Physics and Astronomy	30
Division of Social Sciences	31
Department of Anthropology	31
Department of Economics	32
Department of History	32
Department of Political Science	33
Department of Psychology	34
Department of Urban Affairs	36
School of Social Work	38
Administrative Regions	
Brookdale Center on Aging	42
Center for Media and Learning	49
Center for the Study of Family Policy	50
Centro de Estudios Puertorriquenos	52
Office of the President	55
Office of the Provost	56
Office of the Vice President for Student Services	58

HUNTER COLLEGE
OF THE
CITY UNIVERSITY OF NEW YORK

07/20/92

OFFICE OF RESEARCH ADMINISTRATION

AWARDS RECEIVED IN FISCAL YEAR 1992

PAGE NO. 1

PRINCIPAL INVESTIGATOR DEPARTMENT REGION	PROJECT TITLE FUNDING AGENCY AGENCY NUMBER	RF ACCOUNT NUMBER AWARD PERIOD TYPE AND STATUS	AMOUNT AWARDED
CARAVANOS, JACK HEALTH SCIENCES	"TRAINING PROGRAM" VARIOUS	771453 07/01/91-06/30/92 Supplement	\$ 1,400
EDWARDS, JAN HEALTH SCIENCES	"SPEECH ENCODING AND SPECIFIC LANGUAGE IMPAIRMENT" EMERSON COLLEGE/NATIONAL INSTITUTES OF HEALTH 1 R01 DC00676-02	771569 09/01/91-08/31/92 Continuation 2nd of 3 years	\$ 75,110
FREUDENBERG, NICHOLAS HEALTH SCIENCES	"PROGRAM TO REDUCE SUBSTANCE ABUSE AMONG JAIL INMATES" ROBERT WOOD JOHNSON FOUNDATION 18331	771598 01/01/92-12/31/92 New 1st of 2 years	\$ 444,298
FREUDENBERG, NICHOLAS HEALTH SCIENCES	"CENTER FOR COMMUNITY ACTION TO PREVENT AIDS: MANHATTAN HEALTH EDUCATION AND SERVICES" NEW YORK STATE EDUCATION DEPARTMENT 680-91-0016	551170 08/27/90-06/30/91 Supplement 1st of 2 years	\$ 6,000
FREUDENBERG, NICHOLAS HEALTH SCIENCES	"CENTER FOR COMMUNITY ACTION TO PREVENT AIDS" NEW YORK STATE DEPARTMENT OF LABOR	555468 07/01/91-06/30/92 Renewal	\$ 85,000
FREUDENBERG, NICHOLAS HEALTH SCIENCES	"HUNTER COLLEGE AIDS HEALTH CARE WORKERS PROJECT AND COMMUNITY COLLEGE PROJECT" NEW YORK STATE AIDS INSTITUTE C-009627	555467 07/01/91-08/31/92 Renewal 3rd of 3 years	\$ 200,000
FREUDENBERG, NICHOLAS HEALTH SCIENCES	"CENTER FOR COMMUNITY ACTION TO PREVENT AIDS: MANHATTAN HEALTH EDUCATION AND SERVICES" NEW YORK STATE EDUCATION DEPARTMENT 0680-92-0016	551286 07/01/91-06/30/92 Renewal 2nd of 2 years	\$ 62,083

HUNTER COLLEGE
OF THE
CITY UNIVERSITY OF NEW YORK

07/20/92

OFFICE OF RESEARCH ADMINISTRATION

AWARDS RECEIVED IN FISCAL YEAR 1992

PAGE NO. 2

PRINCIPAL INVESTIGATOR DEPARTMENT REGION	PROJECT TITLE FUNDING AGENCY AGENCY NUMBER	RF ACCOUNT NUMBER AWARD PERIOD TYPE AND STATUS	AMOUNT AWARDED
FREUDENBERG, NICHOLAS HEALTH SCIENCES	"EVALUATION OF THE NEW YORK CITY HIV/AIDS EDUCATION PROGRAM" AMERICAN FOUNDATION FOR AIDS RESEARCH 777044-12-SEG	771702 05/01/92-04/30/93 New	\$ 10,000
FREUDENBERG, NICHOLAS HEALTH SCIENCES	"TRAINING IN CASE MANAGEMENT OF AIDS OR HIV-POSITIVE PATIENTS" BRONX LEBANON HOSPITAL CENTER	771589 07/15/91-06/30/92 New	\$ 25,000
FREUDENBERG, NICHOLAS HEALTH SCIENCES	"EVALUATION OF AIDS PREVENTION AND SERVICE PROJECTS" UNIVERSITY OF MICHIGAN/ROBERT WOOD JOHNSON FOUNDATION	771383 01/01/91-12/31/91 Continuation 2nd of 2 years	\$ 54,362
FREUDENBERG, NICHOLAS HEALTH SCIENCES	"CENTER FOR COMMUNITY ACTION TO PREVENT AIDS: AIDS EDUCATION AND OUTREACH PROGRAM" NEW YORK CITY DEPARTMENT OF HEALTH	557884 07/01/91-06/30/92 Renewal 3rd of 3 years	\$ 17,417
FREUDENBERG, NICHOLAS HEALTH SCIENCES	"DIEGO LOPEZ CENTER FOR ACTION & RESEARCH ON AIDS & DRUGS" AARON DIAMOND FOUNDATION	771442 10/01/91-09/30/92 Continuation 2nd of 2 years	\$ 50,000
FREUDENBERG, NICHOLAS HEALTH SCIENCES	"CENTER ON AIDS, DRUGS, AND COMMUNITY HEALTH" AARON DIAMOND FOUNDATION	771684 06/01/92-05/31/93 Renewal 3rd of 4 years	\$ 50,000
FREUDENBERG, NICHOLAS HEALTH SCIENCES	"CENTER FOR COMMUNITY ACTION TO PREVENT AIDS" VARIOUS SOURCES	771001 07/01/91-06/30/92 Supplement	\$ 13,587

HUNTER COLLEGE
OF THE
CITY UNIVERSITY OF NEW YORK

07/20/92

OFFICE OF RESEARCH ADMINISTRATION

AWARDS RECEIVED IN FISCAL YEAR 1992

PAGE NO. 3

PRINCIPAL INVESTIGATOR DEPARTMENT REGION	PROJECT TITLE FUNDING AGENCY AGENCY NUMBER	RF ACCOUNT NUMBER AWARD PERIOD TYPE AND STATUS	AMOUNT AWARDED
PREUDENBERG, NICHOLAS HEALTH SCIENCES	"EVALUATION OF AIDS PREVENTION AND SERVICE PROJECTS" UNIVERSITY OF MICHIGAN/ROBERT WOOD JOHNSON FOUNDATION	771383 01/01/90-12/31/92 Supplement	\$ 12,000
PREUDENBERG, NICHOLAS HEALTH SCIENCES	"LEAD POISONING PREVENTION PROGRAM" NEW YORK CITY DEPARTMENT OF HEALTH	557869 07/01/91-06/30/92 Renewal 2nd of 3 years	\$ 60,000
PREUDENBERG, NICHOLAS HEALTH SCIENCES	"COMMUNITY ENVIRONMENTAL HEALTH CENTER: PARENT LEADERSHIP PROJECT TO COMBAT LEAD POISONING" BOTWINICK-WOLFENSOHN FOUNDATION	771701 06/01/92-05/31/93 New	\$ 1,500
PREUDENBERG, NICHOLAS HEALTH SCIENCES	"COMMUNITY ENVIRONMENTAL HEALTH CENTER: NORTHERN MANHATTAN CENTER PROJECT" SURDNA FOUNDATION	771441 09/01/91-08/31/92 Continuation 2nd of 3 years	\$ 30,000
PREUDENBERG, NICHOLAS HEALTH SCIENCES	"COMMUNITY ENVIRONMENTAL HEALTH CENTER" MARY FLAGLER CARY CHARITABLE TRUST	771545 07/01/91-06/30/92 Renewal	\$ 20,000
PREUDENBERG, NICHOLAS HEALTH SCIENCES	"YOUTH ENVIRONMENTAL ACTION PROGRAM" CHARLES STEWART MOTT FOUNDATION 91-246	771585 09/01/91-08/31/92 New	\$ 35,000
PREUDENBERG, NICHOLAS HEALTH SCIENCES	"COMMUNITY HEALTH ENVIRONMENTAL RESOURCE CENTER" CHARLES STEWART MOTT FOUNDATION 92-008	771655 02/01/92-01/31/93 Renewal	\$ 20,000

HUNTER COLLEGE
OF THE
CITY UNIVERSITY OF NEW YORK

OFFICE OF RESEARCH ADMINISTRATION

AWARDS RECEIVED IN FISCAL YEAR 1992

PAGE NO. 4

PRINCIPAL INVESTIGATOR DEPARTMENT REGION	PROJECT TITLE FUNDING AGENCY AGENCY NUMBER	RF ACCOUNT NUMBER AWARD PERIOD TYPE AND STATUS	AMOUNT AWARDED
FREUDENBERG, NICHOLAS HEALTH SCIENCES	"COMMUNITY HEALTH EDUCATION CENTER: NORTHERN MANHATTAN PROJECT" PUBLIC WELFARE FOUNDATION	771665 03/01/92-02/28/93 Renewal	\$ 25,000
FREUDENBERG, NICHOLAS HEALTH SCIENCES	"COMMUNITY HEALTH EDUCATION CENTER: NORTHERN MANHATTAN PROJECT" NORTH SHORE UNITARIAN UNIVERSALIST VEATCH PROGRAM	771665 03/01/92-02/28/93 Renewal	\$ 25,000
FREUDENBERG, NICHOLAS HEALTH SCIENCES	"COMMUNITY ENVIRONMENTAL HEALTH CENTER: GREENPOINT/WILLIAMSBURG ENVIRONMENTAL BENEFITS PROGRAM" NEW YORK CITY DEPARTMENT OF ENVIRONMENTAL PROTECTION	02/01/92-12/31/94 New	\$ 10,000
FREUDENBERG, NICHOLAS HEALTH SCIENCES	"COMMUNITY ENVIRONMENTAL HEALTH CENTER" J.C. PENNEY FOUNDATION	771676 05/01/92-04/30/93 New	\$ 10,000
HOLMES, EVERLENA HEALTH SCIENCES	"SCIENCE AND TECHNOLOGY ENTRY PROGRAM: CAREER EXPLORATIONS PROGRAM" NEW YORK STATE DEPARTMENT OF EDUCATION 516-92-0025	551280 09/01/91-06/30/92 Continuation 7th of 7 years	\$ 50,000
HOLMES, EVERLENA HEALTH SCIENCES	"CAREER EXPLORATIONS PROGRAM" LONG ISLAND JEWISH MEDICAL CENTER	771612 01/01/92-12/31/94 New	\$ 5,000
KOTELCHUCK, DAVID HEALTH SCIENCES	"EDUCATIONAL RESOURCE CENTER: OCCUPATIONAL HYGIENE" MT. SINAI/NATL. INSTITUTE FOR OCCUP. SAFETY & HEALTH 067430	771527 07/01/91-06/30/92 Continuation 13th of 13 years	\$ 80,813

