



HUNTER COLLEGE

Annual Report of Grants and Contracts

JULY 1, 1990 THROUGH JUNE 30, 1991

HUNTER COLLEGE

of The City University of New York

Office of the Provost • 695 Park Avenue, New York, N.Y. 10021 • (212) 772-4150

OPENING REMARKS

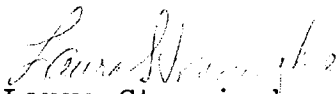
1990-91 will be remembered for many reasons at Hunter College -- ever-diminishing tax-levy budgets, student strikes protesting tuition increases, and a plethora of faculty committees trying to cope with each of our problems.

Amidst the din, Hunter faculty in every division continued to do research and to write proposals for new and continuing research projects. It gives me great pleasure to announce that our awards have risen again despite the national and local recession. The \$18 million level reached this year is 9% more than in the previous year. This is a mark of the quality of the projects directed by Hunter's faculty and staff.

Some highlights of the year:

- In Federal awards, after falling short of the \$7.8 million plateau for three consecutive years, grants and contracts increased to almost \$9 million in fiscal year 1991 -- a 15% increase.
- Awards from City agencies, foundations, and non-profit organizations also reached new benchmarks.
- Support of research projects rose to \$7.8 million -- an increase of 14%.
- The Division of Programs in Education, the Division of Sciences and Mathematics, the Division of Social Sciences, and the School of Social Work all exceeded their previous highest dollar level for a single year.

Externally supported projects substantially enhance the quality of academic life at Hunter. I congratulate all who participated in this achievement.


Laura Struminger
Provost

HUNTER COLLEGE

of The City University of New York

Office of Research Administration • 695 Park Avenue, New York, N.Y. 10021 • (212) 772-4020 • FAX (212) 772-4941

A Note from the Director


After the successful completion of the previous grant and contract year, we were cautiously optimistic that fiscal year 1991 (July 1, 1990 through June 30, 1991) would show at least a modest increase. Whenever President Paul LeClerc inquired, we were able to respond that we were running somewhat ahead of the fiscal 1990 (\$16.5 million) record pace.

As the fall semester wore on, news from Albany was decidedly bleak as the Northeast continued to spiral into recession. Despite countless threats of substantial cuts to training and service programs by State and City agencies, in actuality the rescissions we experienced were minimal. Our projects were relatively well-positioned to meet regional needs in their respective fields of endeavor. Other institutions and agencies felt the budget ax much more severely. Hunter's greatest problem related to grants was the drastic last-minute cut of the PSC-CUNY Research Award Program.

Our faculty and staff continued aggressively to seek grant and contract funding from federal and foundation sources, and to enter into collaborations with colleagues from non-profit organizations that had been awarded grant funding. **The result was our best year to date in the dollar volume of grants and contracts. Within the \$18 million, we also set new Hunter records for funding from federal and foundation sources and subcontracts from non-profit agencies.**

A clear indicator of the year's success is the fact that 1,854 personnel action forms were processed by the Office of Research Administration. Of course, many personnel appointments are for the remainder of a grant year and necessarily short-term. Nonetheless, during the academic year we are now carrying more than 450 persons on grant/contract payrolls at any given time. As this reports goes to press, we have more than 525 persons on payroll.

With this report, we record the achievements of our faculty and staff who competed for funding. We hope you find the report of interest. Our congratulations go to all who made fiscal 1991 a record year.


Robert J. Buckley
Director

August, 1991

TABLE OF CONTENTS

Part I	Funding for Sponsored Projects	
	Section I-A.	Overview of External Funding (green pages)
	Section I-B.	Individual Project Listing (ivory pages)
	Section I-C.	Proposal Submissions (salmon pages)
Part II	Internal Funding of Projects	
	Section II-A.	PSC-CUNY Research Award Program (blue pages)
	Section II-B	Other Internal Support (cherry pages)
Part III	Overall Summary of Project Support	(canary pages)

Part I: FUNDING FOR SPONSORED PROJECTS -- Summary of
Grants and Contracts from External Sources

This part is divided into three sections:

- | | |
|-------------|------------------------------|
| Section I-A | Overview of External Funding |
| Section 1-B | Individual Project Listing |
| Section I-C | Proposal Submissions |

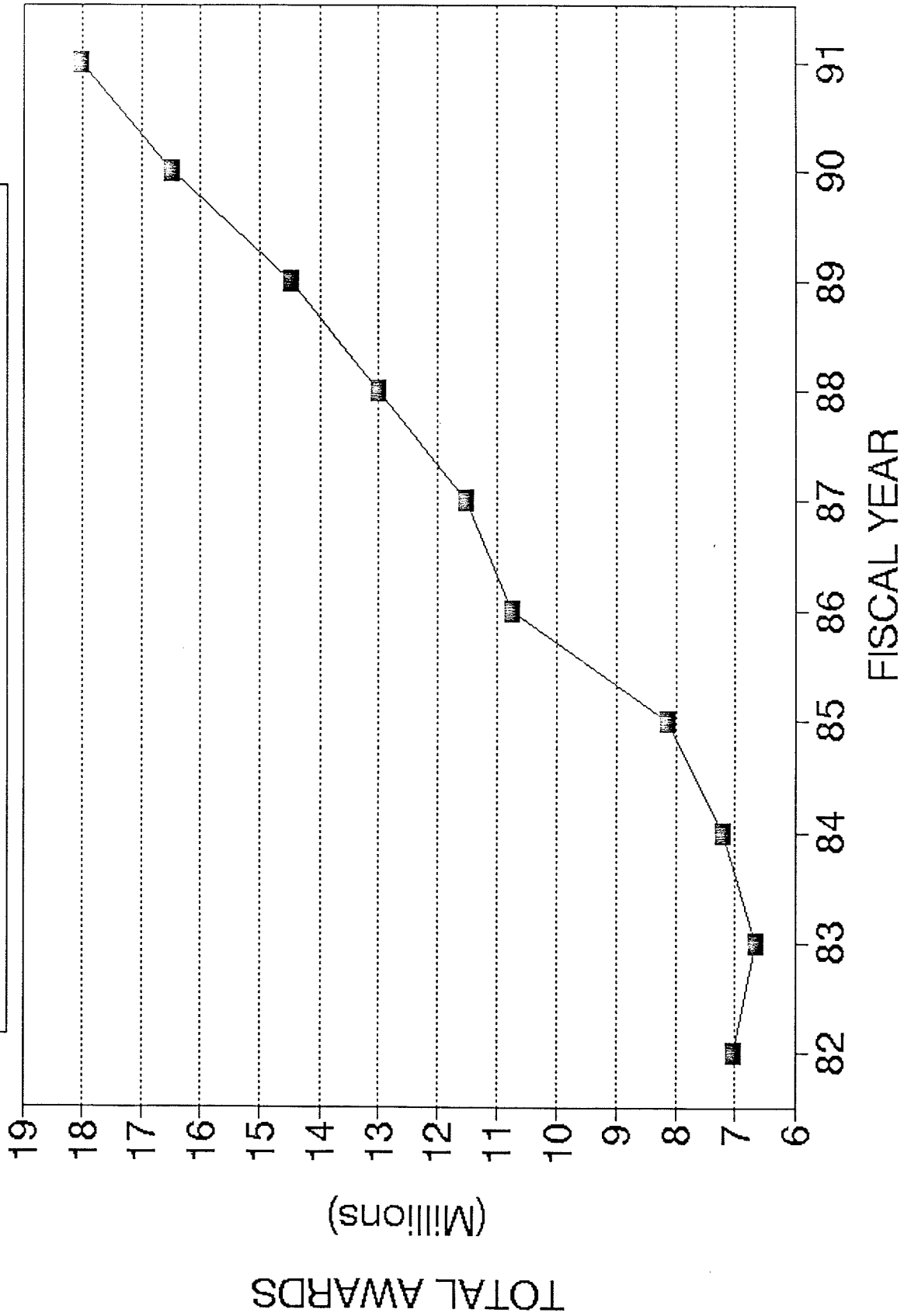
Section I-A OVERVIEW OF EXTERNAL FUNDING

This section contains statistical information on grants and contracts from external sources, i.e., agencies of Federal, State, and City governments, foundations, corporations, and non-profit organizations. For the sake of making comparisons, figures are given for the ten-year period back to 1982.

For statistical purposes, although the Minority Biomedical Research Support and Biomedical Research Support grants are awarded for "sub-projects" to faculty members from four departments in two academic regions (Divisions of Sciences and Mathematics and Social Sciences), the grants are included only once in each division's project count.

ANNUAL AWARDS

DOLLAR VOLUME

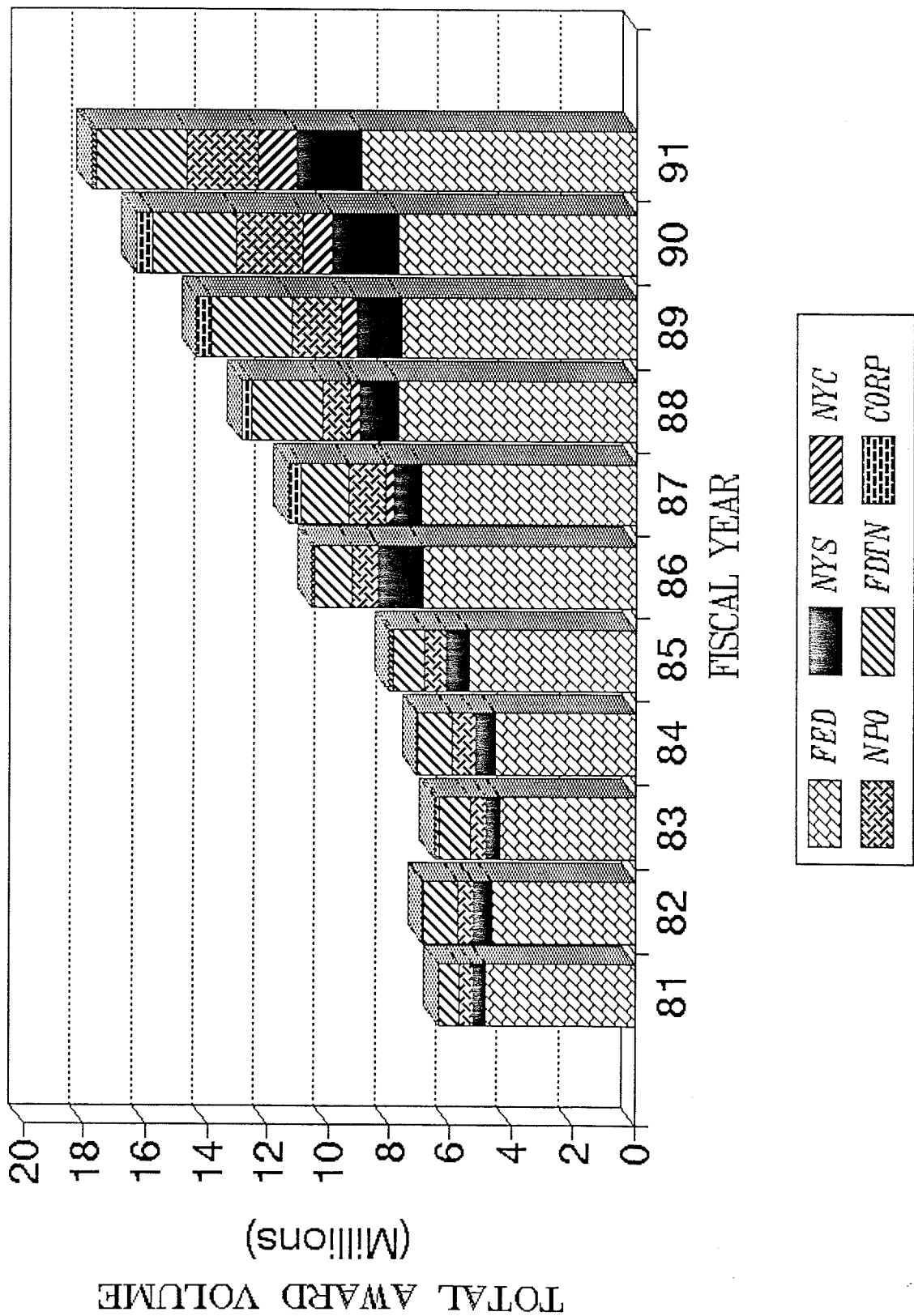


NUMBER OF AWARDS AND TOTAL DOLLAR VOLUME BY SOURCE OF FUNDS

FISCAL YEAR	FEDERAL AWARDS	NY STATE AWARDS	NY CITY AWARDS	NON-PROFIT ORGANIZATIONS	FOUNDATIONS	CORPORATIONS	TOTAL AWARDS
82	\$4,657,196	\$622,058	\$53,375	\$499,090	\$1,119,620	\$72,974	118 \$7,024,313
83	\$4,393,499	\$479,458	\$17,972	\$544,650	\$1,026,640	\$198,000	133 \$6,660,219
84	\$4,539,785	\$714,232	\$2,000	\$756,266	\$1,124,409	\$67,750	130 \$7,204,442
85	\$5,433,797	\$757,899	\$20,112	\$700,662	\$1,110,652	\$115,560	129 \$8,138,682
86	\$6,924,044	\$1,454,289	\$99,644	\$862,366	\$1,263,989	\$147,583	177 \$10,751,915
87	\$6,952,011	\$1,004,615	\$246,955	\$1,229,537	\$1,643,571	\$447,144	241 \$11,523,833
88	\$7,761,673	\$1,312,767	\$291,723	\$972,960	\$2,341,102	\$320,200	291 \$13,000,425
89	\$7,645,072	\$1,515,104	\$488,584	\$1,679,230	\$2,652,551	\$499,802	300 \$14,480,343
90	\$7,791,774	\$2,204,517	\$966,185	\$2,209,503	\$2,763,662	\$578,955	311 \$16,514,596
91	\$8,983,183	\$2,170,734	\$1,311,503	\$2,372,880	\$2,976,730	\$209,100	300 \$18,024,130

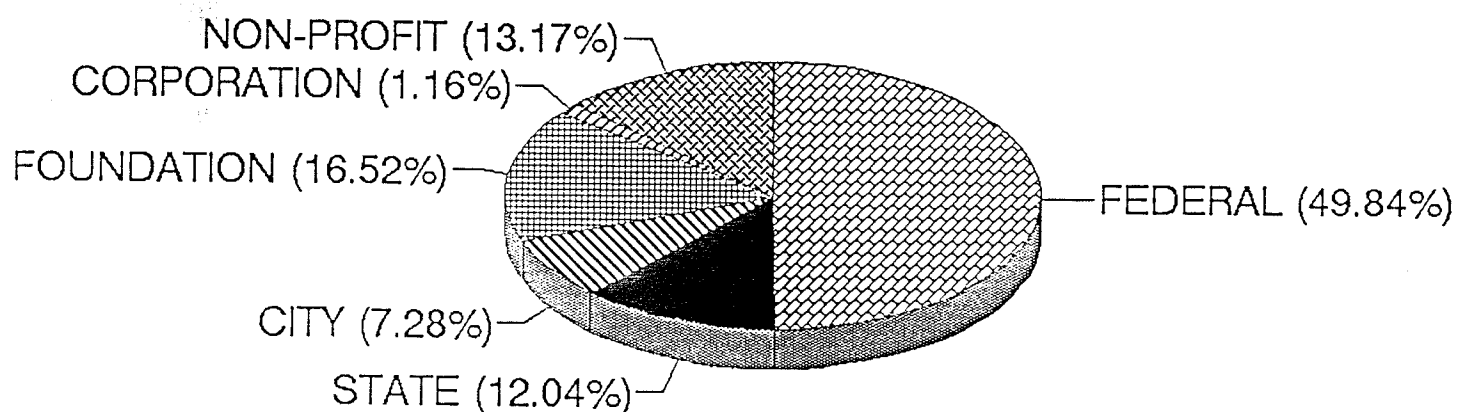
SOURCE OF GRANTS & CONTRACTS

ANNUAL COMPARISON



COMPARISON OF SOURCES

PERCENTAGE OF AMOUNT AWARDED - FY 1991



AWARDS RECEIVED IN 1991: COMPARISON OF SOURCES

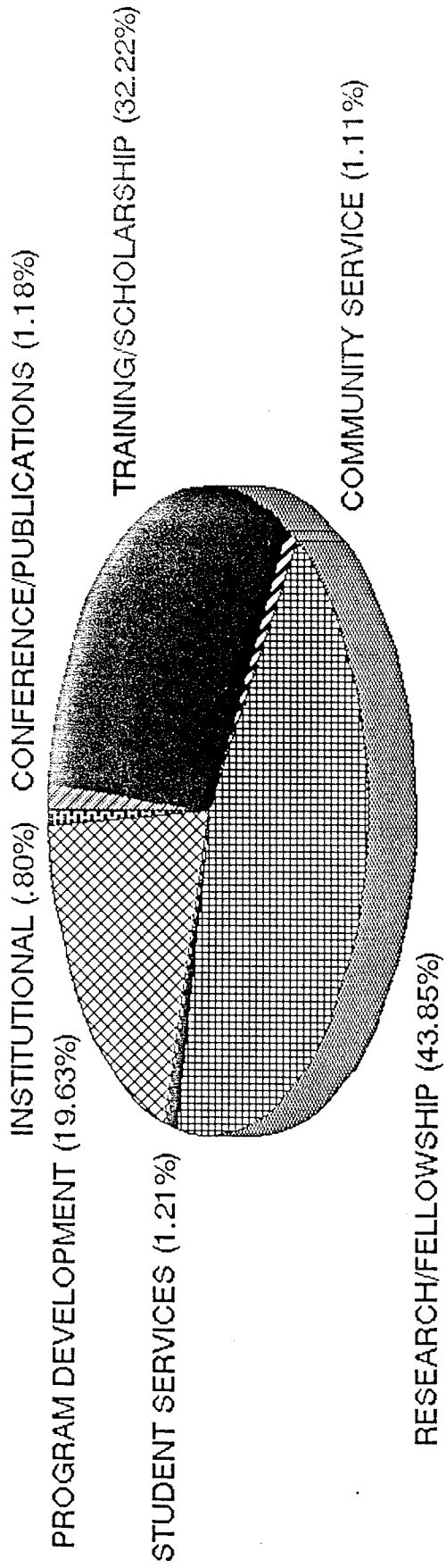
SOURCE	NUMBER OF AWARDS	AMOUNT RECEIVED	PERCENTAGE OF NUMBER OF AWARDS	PERCENTAGE OF TOTAL DOLLARS
FEDERAL	80	\$8,983,183	26.67%	49.84%
STATE	23	\$2,170,734	7.67%	12.04%
CITY	14	\$1,311,503	4.67%	7.28%
FOUNDATION	69	\$2,976,730	23.00%	16.52%
CORPORATION	12	\$209,100	4.00%	1.16%
NON-PROFIT	102	\$2,372,880	34.00%	13.17%
TOTAL	300	\$18,024,130	100.00%	100.00%

EXTERNAL AWARDS RECEIVED IN 1991: CLASSIFICATION BY PURPOSE

CLASS	NUMBER OF AWARDS	AMOUNT RECEIVED	PERCENTAGE OF AWARDS	PERCENTAGE OF AMOUNT
RESEARCH	112	\$7,815,463	37.33%	43.36%
TRAINING	80	\$5,598,032	26.67%	31.06%
PROGRAM DEVELOPMENT	75	\$3,538,396	25.00%	19.63%
COMMUNITY SERVICE	4	\$200,058	1.33%	1.11%
SCHOLARSHIP	8	\$208,616	2.67%	1.16%
STUDENT SERVICES	1	\$217,354	0.33%	1.21%
INSTITUTIONAL	5	\$144,499	1.67%	0.80%
DEMONSTRATION	0	\$0	0.00%	0.00%
FELLOWSHIP	2	\$89,000	0.67%	0.49%
CONFERENCE	6	\$40,655	2.00%	0.23%
PUBLICATION	7	\$172,057	2.33%	0.95%
EXHIBITION	0	\$0	0.00%	0.00%
MISCELLANEOUS	0	\$0	0.00%	0.00%
TOTAL	300	\$18,024,130	100.00%	100.00%

CLASSIFICATION OF AWARDS BY PURPOSE

PERCENTAGE OF AMOUNT AWARDED - FY 1991



CLASSIFICATION OF AWARDS BY PURPOSE
EXTERNAL FUNDING

FY1982-FY1986

(NUMBER OF AWARDS AND AMOUNT)

	FY1982	FY1983	FY1984	FY1985	FY1986
RESEARCH	47 \$2,689,324	56 \$3,131,035	52 \$3,025,579	50 \$3,447,517	65 \$4,919,285
TRAINING	26 \$1,986,272	27 \$1,757,586	24 \$2,264,967	22 \$1,900,778	30 \$2,778,637
COMMUNITY SERVICE	9 \$388,041	23 \$554,492	23 \$565,194	23 \$719,096	10 \$416,299
PROGRAM DEVELOPMENT	19 \$1,404,803	13 \$916,205	13 \$845,771	14 \$1,400,498	44 \$2,018,646
FELLOWSHIP	0 \$0	0 \$0	3 \$90,387	2 \$58,874	2 \$14,005
PUBLICATION	1 \$494	0 \$0	0 \$0	5 \$16,513	4 \$8,830
CONFERENCE	1 \$136,633	4 \$26,192	1 \$1,500	1 \$4,250	2 \$11,491
SCHOLARSHIP	4 \$94,442	0 \$0	5 \$182,580	8 \$338,715	9 \$323,059
STUDENT SERVICES	3 \$202,920	2 \$166,993	2 \$176,779	1 \$173,761	1 \$166,289
INSTITUTIONAL	2 \$87,984	4 \$22,090	0 \$0	0 \$0	5 \$50,604
DEMONSTRATION	0 \$0	0 \$0	0 \$0	1 \$9,562	1 \$24,000
EXHIBITION	0 \$0	0 \$0	0 \$0	0 \$0	1 \$1,500
MISCELLANEOUS	6 \$33,400	4 \$85,625	7 \$51,685	2 \$69,118	3 \$19,270
TOTALS	118 \$7,024,313	133 \$6,660,218	130 \$7,204,442	129 \$8,138,682	177 \$10,751,915

CLASSIFICATION OF AWARDS BY PURPOSE

EXTERNAL FUNDING

FY1987-FY1991

(NUMBER OF AWARDS AND AMOUNT)

	FY1987	FY1988	FY1989	FY1990	FY1991			
RESEARCH	91	\$5,192,671	103	\$6,004,923	108	\$6,869,557	112	\$7,815,463
TRAINING	51	\$2,854,057	80	\$3,675,559	79	\$3,754,064	78	\$4,687,084
COMMUNITY SERVICE	11	\$454,612	8	\$114,839	18	\$392,142	6	\$175,784
PROGRAM DEVELOPMENT	60	\$2,388,537	78	\$2,684,453	70	\$2,713,910	78	\$3,804,673
FELLOWSHIP	3	\$49,250	5	\$36,500	4	\$301,300	2	\$44,104
PUBLICATION	7	\$17,837	6	\$55,939	3	\$128,370	8	\$141,595
CONFERENCE	3	\$3,865	5	\$40,816	8	\$123,802	14	\$142,378
SCHOLARSHIP	9	\$319,966	13	\$292,001	9	\$521,359	11	\$296,991
STUDENT SERVICES	1	\$12,813	2	\$178,393	3	\$236,058	1	\$208,944
INSTITUTIONAL	4	\$228,725	2	\$516,302	3	\$304,415	5	\$143,486
DEMONSTRATION	0	\$0	0	\$0	0	\$0	0	\$0
EXHIBITION	0	\$0	0	\$0	0	\$0	0	\$0
MISCELLANEOUS	1	\$1,500	1	\$65,000	0	\$0	0	\$0
TOTALS	241	\$11,523,833	291	\$13,000,425	300	\$14,480,343	311	\$16,514,596
							300	\$18,024,130

GRANTS AND CONTRACTS BY REGION

EXTERNAL SOURCES - FISCAL YEARS 1982-1986

(NUMBER OF AWARDS AND TOTAL DOLLARS)

	FY1982	FY1983	FY1984	FY1985	FY1986					
HEALTH SCIENCES	3	\$111,598	5	\$143,286	3	\$97,233	8	\$314,059	12	\$981,289
HUMANITIES & ARTS	5	\$242,966	8	\$45,926	4	\$33,500	2	\$196,005	8	\$15,862
NURSING	8	\$731,456	4	\$611,746	5	\$766,454	5	\$717,838	5	\$658,760
PROGRAMS IN EDUCATION	10	\$933,142	9	\$632,978	14	\$998,372	10	\$867,643	15	\$1,193,536
SCIENCES & MATHEMATICS	36	\$2,265,607	39	\$2,343,020	44	\$2,374,189	35	\$2,611,168	43	\$3,771,726
SOCIAL SCIENCES	17	\$580,440	24	\$1,030,489	17	\$734,616	25	\$1,096,907	33	\$1,070,237
SOCIAL WORK	7	\$375,121	5	\$239,285	8	\$345,920	11	\$313,129	14	\$206,651
BROOKDALE CENTER ON AGING	20	\$844,166	21	\$749,324	18	\$1,081,210	16	\$1,276,488	24	\$2,345,300
CENTRO DE ESTUDIOS PUERTORRIQUENOS			8	\$269,982	5	\$213,162	7	\$120,001	9	\$159,853
OFFICE OF THE PRESIDENT AND THE PROVOST	6	\$694,897	5	\$383,690	8	\$344,757	6	\$412,563	9	\$147,451
OFFICE OF THE VICE PRESIDENT FOR ADMINISTRATION			1	\$1,000						
OFFICE OF THE VICE PRESIDENT FOR STUDENT SERVICES	4	\$240,420	4	\$209,493	4	\$215,029	4	\$212,881	5	\$201,250
SENATE	2	\$4,500								
CENTER FOR STUDY OF FAMILY POLICY										
AMERICAN HISTORY PROJECT										
TOTAL NUMBER OF AWARDS AND TOTAL DOLLARS	118	\$7,024,313	133	\$6,660,219	130	\$7,204,442	129	\$8,138,682	177	\$10,751,915

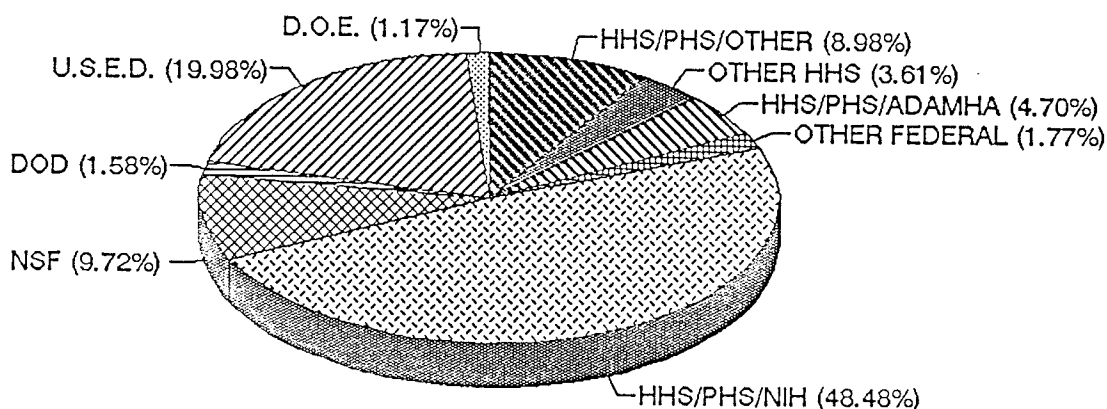
GRANTS AND CONTRACTS BY REGION

EXTERNAL SOURCES - FISCAL YEARS 1987-1991

(NUMBER OF AWARDS AND TOTAL DOLLARS)

	FY1987	FY1988	FY1989	FY1990	FY1991					
HEALTH SCIENCES	18	\$455,773	31	\$939,601	41	\$1,257,418	37	\$1,624,692	42	\$1,579,077
HUMANITIES & ARTS	10	\$118,263	8	\$55,900	4	\$129,220	3	\$11,090	2	\$5,500
NURSING	8	\$520,253	8	\$595,486	7	\$541,010	5	\$462,535	8	\$789,598
PROGRAMS IN EDUCATION	24	\$1,461,604	39	\$2,233,358	37	\$1,973,786	32	\$2,054,673	31	\$2,252,443
SCIENCES & MATHEMATICS	61	\$4,526,516	50	\$3,814,389	47	\$4,008,170	63	\$5,056,854	63	\$5,671,236
SOCIAL SCIENCES	38	\$1,160,331	47	\$1,537,523	47	\$1,685,613	46	\$1,518,711	41	\$1,890,016
SOCIAL WORK	20	\$441,084	28	\$671,752	34	\$1,163,776	21	\$1,007,445	21	\$1,485,135
BROOKDALE CENTER ON AGING	34	\$2,328,686	52	\$2,080,308	48	\$2,231,029	53	\$2,543,315	56	\$2,502,116
CENTRO DE ESTUDIOS PUERTORRIQUENOS	15	\$214,589	15	\$129,447	20	\$421,615	23	\$716,524	12	\$520,712
OFFICE OF THE PRESIDENT AND THE PROVOST	4	\$171,852	6	\$700,927	8	\$725,927	11	\$713,017	9	\$613,789
OFFICE OF THE VICE PRESIDENT FOR ADMINISTRATION	2	\$13,874	1	\$16,302	1	\$29,198				
OFFICE OF THE VICE PRESIDENT FOR STUDENT SERVICES	7	\$111,008	6	\$225,432	6	\$313,581	7	\$306,266	4	\$306,902
SENATE										
CENTER FOR STUDY OF FAMILY POLICY							6	\$394,474	10	\$396,606
AMERICAN HISTORY PROJECT							4	\$105,000	1	\$11,000
TOTAL NUMBER OF AWARDS AND TOTAL DOLLARS	241	\$11,523,833	291	\$13,000,425	300	\$14,480,343	311	\$16,514,596	300	\$18,024,130

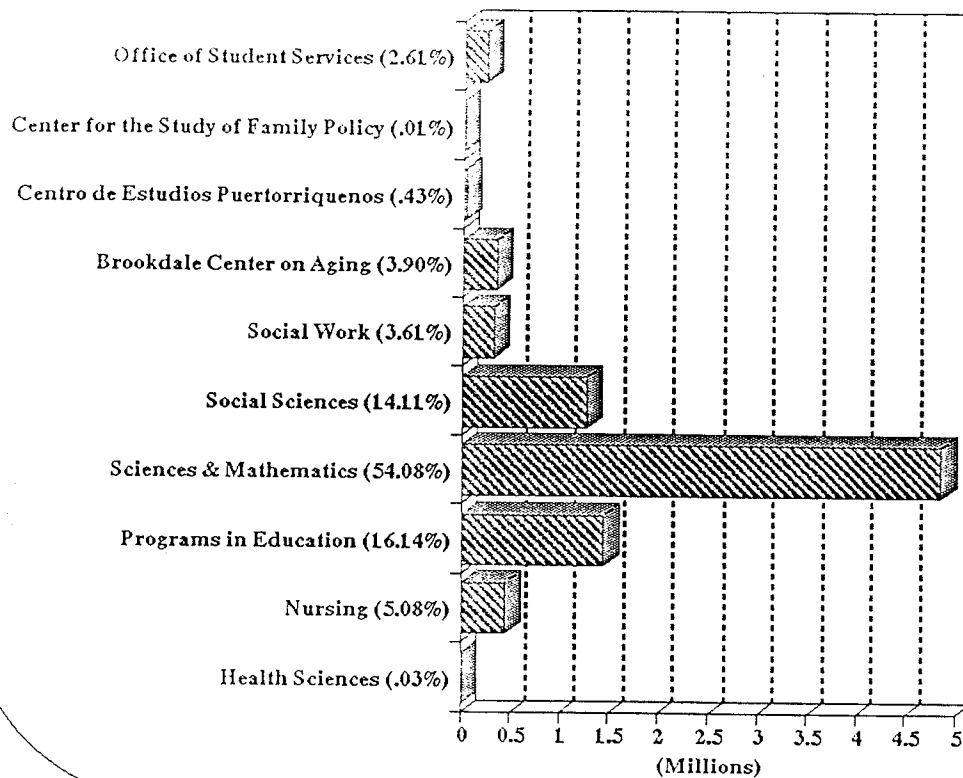
BREAKDOWN OF FEDERAL SUPPORT



BREAKDOWN OF FEDERAL SUPPORT - FY 1991

AGENCY	AMOUNT	PERCENTAGE OF FY 1991 AWARDS	CHANGE IN DOLLAR TOTAL FROM FY 1990
HHS/PHS/NIH	\$4,355,424	48.48%	10.77%
HHS/PHS/ADAMHA	\$422,287	4.70%	-7.71%
HHS/PHS/OTHER	\$807,135	8.98%	1.36%
OTHER HHS	\$324,740	3.61%	0.76%
NSF	\$873,429	9.72%	111.59%
DOD	\$141,765	1.58%	99.93%
U.S.E.D.	\$1,794,448	19.98%	14.57%
D.O.E.	\$105,000	1.17%	-34.38%
OTHER FEDERAL	\$158,955	1.77%	115.55%
TOTAL	\$8,983,183	100.00%	15.29%

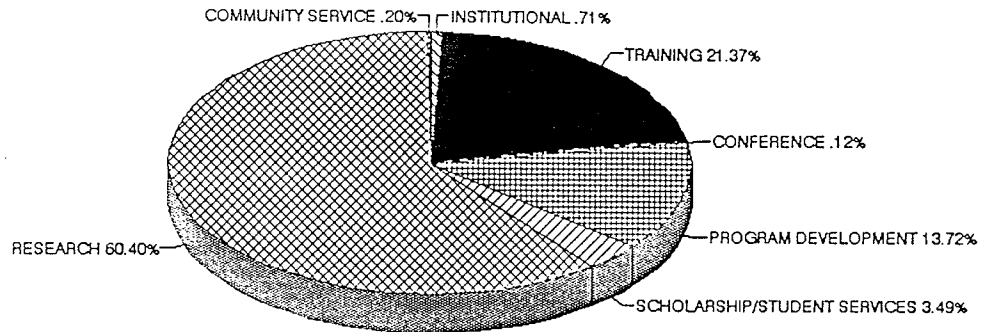
**FEDERAL SUPPORT TO DIVISIONS, SCHOOLS,
AND PROGRAMS - FISCAL 1991**



FEDERAL SUPPORT TO DIVISIONS, SCHOOLS, & PROGRAMS -- Fiscal Year 1991

	Federal Grants & Contracts	Percentage of Federal Support of Hunter Programs
Health Sciences	\$2,497	0.03%
Nursing	\$456,498	5.08%
Programs in Education	\$1,449,485	16.14%
Sciences & Mathematics	\$4,857,714	54.08%
Social Sciences	\$1,267,550	14.11%
Social Work	\$324,740	3.61%
Brookdale Center on Aging	\$350,637	3.90%
Centro de Estudios Puertorriquenos	\$38,560	0.43%
Center for the Study of Family Policy	\$600	0.01%
Office of Student Services	\$234,902	2.61%
Total	\$8,983,183	100.00%

PURPOSES OF FEDERAL SUPPORT
FISCAL YEAR 1991



PURPOSES OF FEDERAL SUPPORT -- Fiscal Year 1991

	Federal Funds Awarded	Percentage of Federal Funds Awarded
Research	\$5,426,266	60.40%
Training	\$1,919,557	21.37%
Program Development	\$1,232,069	13.72%
Student Services	\$217,354	2.42%
Community Service	\$17,548	0.20%
Conference	\$10,600	0.12%
Scholarship	\$96,000	1.07%
Institutional	\$63,789	0.71%
	----- \$8,983,183	100.00%

Section I-B: INDIVIDUAL PROJECT LISTING

This section's 58 pages list the individual projects that comprised the record of awards sponsored by external sources during fiscal year 1991 (July 1, 1990-June 30, 1991). Also included are grants made directly to individuals (e.g., fellowships), but these figures are not included in the previous section's overall statistics on institutionally administered awards. In several cases, Hunter faculty have co-principal investigators at other institutions. When fiscal responsibility for an award lies with a colleagues's institution, CUNY collaborations are counted in the dollar total shown, and non-CUNY administered awards are listed but not counted.

Awards are arranged alphabetically by academic and administrative regions. Within that framework, awards are organized first by department and then by faculty member. Entries include the name of the funding agency, and when applicable, the agency identification number and remarks. Among other data shown are the Research Foundation account number and the award period. "Type" indicates whether the award is new, a continuation (non-competitive but contingent on sufficient progress having been demonstrated to warrant continued funding), a renewal (after competitive review of an on going project), or a supplement (additional funding to complete or extend the scope of the original project). When applicable, the "status" gives the length of the project in years and whether the agency has indicated its intention to continue funding on a non-competitive basis beyond the current period.

The projects are listed as follows:

Academic Regions	Page
School of Health Sciences	1
Division of Humanities and Arts	8
American Social History Project	8
Department of Art	8
Department of Black & Puerto Rican Studies	8
Department of Classical & Oriental Studies	8
Department of English	9
Department of Music	9
Department of Romance Languages	9
Department of Theatre and Film	9

School of Nursing	10
Division of Programs in Education	12
Department of Academic Skills	12
Campus Schools	12
Department of Curriculum and Teaching	12
Department of Educational Foundations and Counseling Programs	15
Department of Health and Physical Education	15
Department of Special Education	16
Division of Sciences and Mathematics	18
Department of Biological Sciences	20
Department of Chemistry	25
Department of Computer Science	29
Department of Geology and Geography	30
Department of Mathematical Sciences	31
Department of Physics and Astronomy	31
Division of Social Sciences	33
Department of Anthropology	33
Department of Economics	33
Department of History	34
Department of Political Science	34
Department of Psychology	35
Department of Urban Affairs	37
School of Social Work	40
Administrative Regions	
Brookdale Center on Aging	44
Center for the Study of Family Policy	52
Centro de Estudios Puertorriquenos	54
Office of the President	56
Office of the Provost	56
Office of the Vice President for Student Services	58

07/05/91

HUNTER COLLEGE
OF THE
CITY UNIVERSITY OF NEW YORK

OFFICE OF RESEARCH ADMINISTRATION

AWARDS RECEIVED IN FISCAL YEAR 1991

PAGE NO. 1

PRINCIPAL INVESTIGATOR DEPARTMENT REGION	PROJECT TITLE FUNDING AGENCY AGENCY NUMBER	RF ACCOUNT NUMBER AWARD PERIOD TYPE AND STATUS	AMOUNT AWARDED
CARAVANOS, JACK HEALTH SCIENCES	"TRAINING PROGRAM" UNITED BROTHERHOOD OF CARPENTERS AND JOINERS	771453 07/01/90-06/30/91 New	\$ 5,256
EDWARDS, JAN HEALTH SCIENCES	"SPEECH ENCODING AND SPECIFIC LANGUAGE IMPAIRMENT" EMERSON COLLEGE/NATIONAL INSTITUTES OF HEALTH 1 R01 DC00676-01	771409 09/01/90-08/31/91 New 1st of 3 years	\$ 85,415
FREUDENBERG, NICHOLAS HEALTH SCIENCES	"CENTER FOR COMMUNITY ACTION TO PREVENT AIDS" NEW YORK STATE DEPARTMENT OF HEALTH	555443 04/01/90-09/30/90 New	\$ 20,000
FREUDENBERG, NICHOLAS HEALTH SCIENCES	"CENTER FOR COMMUNITY ACTION TO PREVENT AIDS" NEW YORK STATE DEPARTMENT OF LABOR C006032	555441 07/01/90-06/30/91 New	\$ 100,000
FREUDENBERG, NICHOLAS HEALTH SCIENCES	"EVALUATION OF AIDS PREVENTION AND SERVICE PROJECTS" UNIVERSITY OF MICHIGAN/ROBERT WOOD JOHNSON FOUNDATION	771383 01/01/90-06/30/92 New	\$ 79,520
FREUDENBERG, NICHOLAS HEALTH SCIENCES	"CENTER FOR COMMUNITY ACTION TO PREVENT AIDS" NEW YORK CITY DEPARTMENT OF HEALTH	557734 07/01/90-06/30/91 Renewal 2nd of 2 years	\$ 17,417

07/05/91

HUNTER COLLEGE
OF THE
CITY UNIVERSITY OF NEW YORK

OFFICE OF RESEARCH ADMINISTRATION

AWARDS RECEIVED IN FISCAL YEAR 1991

PAGE NO. 2

PRINCIPAL INVESTIGATOR DEPARTMENT REGION	PROJECT TITLE FUNDING AGENCY AGENCY NUMBER	RF ACCOUNT NUMBER AWARD PERIOD TYPE AND STATUS	AMOUNT AWARDED
FREUDENBERG, NICHOLAS HEALTH SCIENCES	"CENTER FOR COMMUNITY ACTION TO PREVENT AIDS" VARIOUS SOURCES	771001 07/01/90-06/30/91 Supplement	\$ 10,426
FREUDENBERG, NICHOLAS HEALTH SCIENCES	"HUNTER COLLEGE AIDS HEALTH CARE WORKERS PROJECT" NEW YORK STATE AIDS INSTITUTE C0060392	555440 07/01/90-08/31/91 Renewal 2nd of 2 years	\$ 100,000
FREUDENBERG, NICHOLAS HEALTH SCIENCES	"CENTER FOR COMMUNITY ACTION TO PREVENT AIDS" HUNT ALTERNATIVES FUND	771397 07/01/90-06/30/91 New	\$ 15,000
FREUDENBERG, NICHOLAS HEALTH SCIENCES	"AIDS EDUCATION PROGRAM FOR WOMEN ON RIKERS ISLAND" MONTEFIORE MEDICAL CENTER	771338 07/01/90-08/31/92 Supplement	\$ 5,250
FREUDENBERG, NICHOLAS HEALTH SCIENCES	"CENTER FOR COMMUNITY ACTION TO PREVENT AIDS" CHICAGO RESOURCE CENTER	771418 08/01/90-07/31/91 New	\$ 10,000
FREUDENBERG, NICHOLAS HEALTH SCIENCES	"CENTER FOR COMMUNITY ACTION TO PREVENT AIDS: COMMUNITY COLLEGE PROJECT" NEW YORK STATE DEPARTMENT OF HEALTH C008502	555446 07/01/90-06/30/91 New	\$ 100,000

HUNTER COLLEGE
OF THE
CITY UNIVERSITY OF NEW YORK

OFFICE OF RESEARCH ADMINISTRATION

AWARDS RECEIVED IN FISCAL YEAR 1991

PAGE NO. 3

PRINCIPAL INVESTIGATOR DEPARTMENT REGION	PROJECT TITLE FUNDING AGENCY AGENCY NUMBER	RF ACCOUNT NUMBER AWARD PERIOD TYPE AND STATUS	AMOUNT AWARDED
FREUDENBERG, NICHOLAS HEALTH SCIENCES	"CENTER FOR COMMUNITY ACTION TO PREVENT AIDS: MANHATTAN HEALTH EDUCATION AND SERVICES" NEW YORK STATE EDUCATION DEPARTMENT 680-91-0016	551170 08/27/90-06/30/91 New	\$ 60,000
FREUDENBERG, NICHOLAS HEALTH SCIENCES	"AIDS SERVICE DELIVERY CONSORTIUM FOR NEW YORK CITY" HEALTH RESEARCH, INC.	771299 10/01/89-09/30/90 Supplement	\$ 4,000
FREUDENBERG, NICHOLAS HEALTH SCIENCES	"DIEGO LOPEZ CENTER FOR ACTION & RESEARCH ON AIDS & DRUGS" AARON DIAMOND FOUNDATION	771442 10/01/90-09/30/91 New 1st of 2 years	\$ 25,000
FREUDENBERG, NICHOLAS HEALTH SCIENCES	"CENTER FOR COMM. ACTION TO PREVENT AIDS: RIKERS ISLAND IN- MATE EDUC. & STAFF EDUC. IN AIDS EMPOWERMENT CURRICULUM" METROPOLITAN LIFE FOUNDATION	771452 11/01/90-10/31/91 New	\$ 25,000
FREUDENBERG, NICHOLAS HEALTH SCIENCES	"YOUTH ENVIRONMENTAL ACTION PROGRAM" CHARLES STEWART MOTT FOUNDATION 90-260	771431 09/01/90-08/31/91 Renewal	\$ 35,000
FREUDENBERG, NICHOLAS HEALTH SCIENCES	"COMMUNITY ENVIRONMENTAL HEALTH CENTER" NEW YORK CITY DEPARTMENT OF HEALTH 066216	557727 07/01/90-06/30/91 Renewal	\$ 60,000
FREUDENBERG, NICHOLAS HEALTH SCIENCES	"COMMUNITY ENVIRONMENTAL HEALTH CENTER" CHASE MANHATTAN BANK	771380 07/01/90-06/30/91 New	\$ 500

07/05/91

HUNTER COLLEGE
OF THE
CITY UNIVERSITY OF NEW YORK

OFFICE OF RESEARCH ADMINISTRATION

AWARDS RECEIVED IN FISCAL YEAR 1991

PAGE NO. 4

PRINCIPAL INVESTIGATOR DEPARTMENT REGION	PROJECT TITLE FUNDING AGENCY AGENCY NUMBER	RF ACCOUNT NUMBER AWARD PERIOD TYPE AND STATUS	AMOUNT AWARDED
FREUDENBERG, NICHOLAS HEALTH SCIENCES	"COMMUNITY ENVIRONMENTAL HEALTH CENTER" NEW YORK COMMUNITY TRUST	771384 06/12/90-06/30/91 New	\$ 25,000
FREUDENBERG, NICHOLAS HEALTH SCIENCES	"COMMUNITY ENVIRONMENTAL HEALTH CENTER: NORTHERN MANHATTAN CENTER PROJECT" SURDNA FOUNDATION	771441 09/01/90-08/31/91 New 1st of 3 years	\$ 25,000
FREUDENBERG, NICHOLAS HEALTH SCIENCES	"COMMUNITY ENVIRONMENTAL HEALTH CENTER: NORTHERN MANHATTAN CENTER PROJECT" PUBLIC WELFARE FOUNDATION	771461 09/01/90-08/31/91 New	\$ 25,000
FREUDENBERG, NICHOLAS HEALTH SCIENCES	"COMMUNITY ENVIRONMENTAL HEALTH CENTER: NORTHERN MANHATTAN CENTER PROJECT" NORTH SHORE UNITARIAN UNIVERSALIST VEATCH PROGRAM	771443 06/15/90-06/14/91 New	\$ 25,000
FREUDENBERG, NICHOLAS HEALTH SCIENCES	"COMMUNITY ENVIRONMENTAL HEALTH RESOURCE CENTER" CHARLES STEWART MOTT FOUNDATION 91-008	771480 02/01/91-01/31/92 New	\$ 20,000
FREUDENBERG, NICHOLAS HEALTH SCIENCES	"COMMUNITY ENVIRONMENTAL HEALTH CENTER" MARY FLAGLER CARY CHARITABLE TRUST	771378 07/01/90-06/30/91 Renewal	\$ 20,000

